

2-2010

2009 Oregon Vineyard and Winery Report

United States National Agricultural Statistics Service, Oregon Field Office

Chris Mertz

Kathryn Williams

Ann Clemon

Follow this and additional works at: https://digitalcommons.linfield.edu/owha_owb



Part of the [Viticulture and Oenology Commons](#)

Recommended Citation

United States National Agricultural Statistics Service, Oregon Field Office; Mertz, Chris; Williams, Kathryn; and Clemon, Ann, "2009 Oregon Vineyard and Winery Report" (2010). *Oregon Wine Board Documents*. Report. Submission 6.

https://digitalcommons.linfield.edu/owha_owb/6

This Report is protected by copyright and/or related rights. It is brought to you for free via open access, courtesy of DigitalCommons@Linfield, with permission from the rights-holder(s). Your use of this Report must comply with the [Terms of Use](#) for material posted in DigitalCommons@Linfield, or with other stated terms (such as a Creative Commons license) indicated in the record and/or on the work itself. For more information, or if you have questions about permitted uses, please contact digitalcommons@linfield.edu.



NATIONAL
AGRICULTURAL
STATISTICS
SERVICE

2009 Oregon Vineyard and Winery Report

February 2010
Frequency: Annual

1220 SW 3rd Ave., Room 1735
Portland, Oregon 97204
(503) 326-2131 or
1-800-338-2157
Email: nass-or@nass.usda.gov
Website: www.nass.usda.gov/or

USDA, NASS, Oregon Field Office

State average wine grape prices decreased for the first time since 2002. The statewide price reported for the 2009 crop was \$1,910 per ton, a \$140 per ton drop from 2008. Production of grapes from Oregon vineyards topped 40,000 tons for the first time. Average yield per harvested acre was up 11 percent in 2009. The most frequently reported grape varieties not listed in the accompanying tables were: Grenache, Malbec, Marechal Foch, Sangiovese, Petit Verdot, Dolcetto, Muscat, and Gamay.

The increase in the number of wineries crushing grapes in Oregon leveled off in 2009 with a net increase of one winery from 2008. From the year 1999 to 2009, the total increase in wineries has been 155 wineries. Case sales of Oregon wine decreased 5 percent in 2009, while wine sales in dollars decreased 16 percent from a year ago. Funding for this annual survey is provided by the Oregon Wine Board.

Wine grapes: Acreage, yield, production, price and value, by variety, Oregon, 2008-2009

| Variety | All planted acreage | | Harvested acreage | | Yield per harvested acre | | Production | | Price per ton ¹ | | Value of production | |
|---------------------------|---------------------|---------------|-------------------|---------------|--------------------------|-------------|---------------|---------------|----------------------------|----------------|----------------------|----------------------------|
| | 2008 | 2009 | 2008 | 2009 | 2008 | 2009 | 2008 | 2009 | 2008 | 2009 | 2008 | 2009 |
| | <i>Acres</i> | <i>Acres</i> | <i>Acres</i> | <i>Acres</i> | <i>Tons</i> | <i>Tons</i> | <i>Tons</i> | <i>Tons</i> | <i>Dollars</i> | <i>Dollars</i> | <i>1,000 dollars</i> | <i>1,000 dollars</i> |
| Cabernet Franc | 136 | 130 | 98 | 113 | 2.04 | 2.35 | 200 | 265 | 1,890 | 1,790 | 378 | 474 |
| Cabernet Sauvignon | 627 | 583 | 523 | 535 | 2.25 | 2.30 | 1,177 | 1,232 | 1,960 | 1,920 | 2,307 | 2,365 |
| Chardonnay | 1,008 | 958 | 779 | 766 | 2.09 | 2.93 | 1,630 | 2,244 | 1,640 | 1,530 | 2,673 | 3,433 |
| Gewurztraminer | 217 | 205 | 188 | 173 | 3.04 | 2.83 | 571 | 489 | 1,200 | 1,400 | 685 | 685 |
| Merlot | 508 | 457 | 372 | 383 | 2.60 | 2.94 | 967 | 1,125 | 1,640 | 1,770 | 1,586 | 1,991 |
| Muller Thurgau | 91 | 71 | 69 | 62 | 4.26 | 4.42 | 294 | 274 | 980 | 1,060 | 288 | 290 |
| Pinot Blanc | 218 | 239 | 143 | 175 | 2.85 | 3.12 | 407 | 546 | 1,460 | 1,580 | 594 | 863 |
| Pinot Gris | 2,736 | 2,829 | 2,064 | 2,360 | 2.86 | 2.85 | 5,894 | 6,718 | 1,390 | 1,290 | 8,193 | 8,666 |
| Pinot Noir | 11,210 | 11,523 | 8,713 | 9,026 | 2.02 | 2.36 | 17,571 | 21,364 | 2,600 | 2,290 | 45,685 | 48,924 |
| Sauvignon Blanc | 79 | 67 | 47 | 43 | 2.57 | 2.67 | 121 | 115 | 1,310 | 1,620 | 159 | 186 |
| Syrah | 572 | 535 | 444 | 457 | 2.52 | 2.56 | 1,120 | 1,170 | 2,070 | 2,060 | 2,318 | 2,410 |
| Tempranillo | 163 | 167 | 130 | 129 | 2.18 | 2.41 | 284 | 311 | 1,930 | 1,840 | 548 | 572 |
| Viognier | 183 | 179 | 135 | 147 | 2.27 | 2.50 | 307 | 367 | 1,780 | 1,740 | 546 | 639 |
| White Riesling | 777 | 741 | 615 | 653 | 4.28 | 3.51 | 2,633 | 2,289 | 1,090 | 1,000 | 2,870 | 2,289 |
| Zinfandel | 60 | 65 | 53 | 51 | 1.89 | 2.16 | 100 | 110 | 1,660 | 1,620 | 166 | 178 |
| All others | 715 | 651 | 527 | 527 | 2.70 | 3.00 | 1,424 | 1,581 | 1,410 | 1,520 | 2,008 | 2,403 |
| Total ² | 19,300 | 19,400 | 14,900 | 15,600 | 2.33 | 2.58 | 34,700 | 40,200 | 2,050 | 1,910 | 71,135 | 76,782 ³ |

¹ Price per ton is a weighted average of prices received by Oregon grape growers and prices paid by Oregon wineries.

² Totals may not add due to rounding.

³ Value of production is derived by multiplying quantity times price, rather than the summation of value by variety.

Wine grapes: Vineyards, acreage, yield and production, by county, Oregon, 2008-2009

| County | Number of vineyards | | All planted acreage | | Harvested acreage | | Yield per harvested acre | | Production | |
|----------------|---------------------|---------------|---------------------|---------------|-------------------|---------------|--------------------------|-------------|---------------|---------------|
| | 2008 | 2009 | 2008 | 2009 | 2008 | 2009 | 2008 | 2009 | 2008 | 2009 |
| | <i>Number</i> | <i>Number</i> | <i>Acres</i> | <i>Acres</i> | <i>Acres</i> | <i>Acres</i> | <i>Tons</i> | <i>Tons</i> | <i>Tons</i> | <i>Tons</i> |
| Benton Co. | 36 | 34 | 423 | 408 | 356 | 358 | 2.21 | 2.49 | 786 | 892 |
| Clackamas Co. | 49 | 49 | 417 | 404 | 303 | 304 | 2.01 | 2.62 | 610 | 797 |
| Douglas Co. | 52 | 51 | 1,098 | 1,181 | 860 | 883 | 2.67 | 2.67 | 2,299 | 2,356 |
| Hood River Co. | 16 | 15 | 176 | 170 | 155 | 155 | 1.34 | 1.61 | 207 | 249 |
| Jackson Co. | 81 | 84 | 1,374 | 1,504 | 1,115 | 1,319 | 2.48 | 3.01 | 2,763 | 3,966 |
| Josephine Co. | 33 | 29 | 609 | 480 | 447 | 382 | 2.56 | 2.54 | 1,144 | 969 |
| Lane Co. | 49 | 47 | 1,072 | 1,014 | 755 | 904 | 2.81 | 1.49 | 2,123 | 1,348 |
| Linn Co. | 12 | 11 | 70 | 69 | 52 | 37 | 2.08 | 2.11 | 108 | 78 |
| Marion Co. | 38 | 37 | 1,817 | 2,127 | 1,304 | 1,424 | 2.58 | 3.22 | 3,367 | 4,579 |
| Polk Co. | 78 | 71 | 2,883 | 2,769 | 1,960 | 1,922 | 2.08 | 2.48 | 4,086 | 4,770 |
| Umatilla Co. | 35 | 34 | 874 | 826 | 612 | 695 | 2.73 | 2.45 | 1,668 | 1,706 |
| Wasco Co. | 19 | 18 | 202 | 192 | 171 | 162 | 2.59 | 2.56 | 443 | 415 |
| Washington Co. | 84 | 82 | 1,740 | 1,816 | 1,461 | 1,456 | 2.32 | 2.85 | 3,395 | 4,154 |
| Yamhill Co. | 248 | 246 | 6,134 | 6,129 | 4,997 | 5,294 | 2.00 | 2.38 | 9,992 | 12,575 |
| All others | 26 | 27 | 411 | 311 | 352 | 305 | 4.86 | 4.41 | 1,709 | 1,346 |
| Total | 856 | 835 | 19,300 | 19,400 | 14,900 | 15,600 | 2.33 | 2.58 | 34,700 | 40,200 |

Wine grapes: Planted acreage, by variety and area, Oregon, 2009 and 2008 totals

| Area | Cabernet Sauvignon | Char-donnay | Gewurz-traminer | Merlot | Pinot Blanc | Pinot Gris | Pinot Noir | Syrah | White Riesling | All others | All varieties | |
|---|--------------------|--------------|-----------------|--------------|--------------|--------------|---------------|--------------|----------------|--------------|---------------|--------------|
| | | | | | | | | | | | 2009 | 2008 |
| | <i>Acres</i> | <i>Acres</i> | <i>Acres</i> | <i>Acres</i> | <i>Acres</i> | <i>Acres</i> | <i>Acres</i> | <i>Acres</i> | <i>Acres</i> | <i>Acres</i> | <i>Acres</i> | <i>Acres</i> |
| Benton Co. | 9 | 19 | 4 | 1 | 2 | 76 | 286 | 2 | 1 | 8 | 408 | 423 |
| Douglas Co. | 51 | 55 | 15 | 46 | 12 | 90 | 624 | 53 | 45 | 190 | 1,181 | 1,098 |
| Jackson Co. | 159 | 90 | 14 | 204 | 4 | 136 | 215 | 218 | 64 | 400 | 1,504 | 1,374 |
| Josephine Co. | 18 | 30 | 23 | 18 | 12 | 58 | 214 | 13 | 52 | 42 | 480 | 609 |
| Lane Co. | - | 32 | 6 | 1 | 6 | 482 | 419 | - | 36 | 32 | 1,014 | 1,072 |
| Marion Co. | 2 | 38 | 11 | 1 | 4 | 579 | 1,338 | - | 100 | 53 | 2,126 | 1,817 |
| Polk Co. | - | 167 | 30 | 1 | 76 | 416 | 1,936 | 23 | 46 | 74 | 2,769 | 2,883 |
| Washington Co. | 2 | 56 | 33 | - | 25 | 393 | 1,149 | 5 | 91 | 62 | 1,816 | 1,740 |
| Yamhill Co. | - | 383 | 17 | - | 97 | 507 | 4,861 | 11 | 123 | 130 | 6,129 | 6,134 |
| Other W. Valley and at large ¹ | 1 | 29 | 18 | 7 | 1 | 57 | 323 | 17 | 27 | 64 | 544 | 560 |
| Columbia River ² | 341 | 59 | 34 | 178 | - | 35 | 158 | 193 | 156 | 275 | 1,429 | 1,590 |
| Total, 2009 | 583 | 958 | 205 | 457 | 239 | 2,829 | 11,523 | 535 | 741 | 1,330 | 19,400 | - |
| Total, 2008 | 627 | 1,008 | 217 | 508 | 218 | 2,736 | 11,210 | 572 | 777 | 1,427 | - | 19,300 |

¹ Clackamas, Columbia, Coos, Crook, Deschutes, Jefferson, Klamath, Linn, and Multnomah counties.

² Gilliam, Hood River, Morrow, Sherman, Umatilla, Union, Wallowa, and Wasco counties.

Wine grapes: Harvested acreage, by variety and area, Oregon, 2009 and 2008 totals

| Area | Cabernet Sauvignon | Char-donnay | Gewurz-traminer | Merlot | Pinot Blanc | Pinot Gris | Pinot Noir | Syrah | White Riesling | All others | All varieties | |
|---|--------------------|--------------|-----------------|--------------|--------------|--------------|--------------|--------------|----------------|--------------|---------------|--------------|
| | | | | | | | | | | | 2009 | 2008 |
| | <i>Acres</i> | <i>Acres</i> | <i>Acres</i> | <i>Acres</i> | <i>Acres</i> | <i>Acres</i> | <i>Acres</i> | <i>Acres</i> | <i>Acres</i> | <i>Acres</i> | <i>Acres</i> | <i>Acres</i> |
| Benton Co. | 6 | 14 | 4 | 1 | 2 | 55 | 266 | 2 | 1 | 7 | 358 | 356 |
| Douglas Co. | 46 | 41 | 15 | 42 | 10 | 75 | 431 | 40 | 37 | 146 | 883 | 860 |
| Jackson Co. | 150 | 81 | 12 | 164 | 4 | 131 | 193 | 203 | 55 | 326 | 1,319 | 1,115 |
| Josephine Co. | 13 | 29 | 21 | 14 | 6 | 51 | 169 | 12 | 48 | 19 | 382 | 447 |
| Lane Co. | - | 25 | 4 | 1 | 5 | 445 | 366 | - | 29 | 29 | 904 | 755 |
| Marion Co. | 2 | 38 | 5 | - | 4 | 536 | 706 | - | 99 | 34 | 1,424 | 1,304 |
| Polk Co. | - | 104 | 21 | 1 | 37 | 258 | 1,393 | 22 | 22 | 64 | 1,922 | 1,960 |
| Washington Co. | 2 | 49 | 33 | - | 20 | 270 | 936 | 5 | 84 | 57 | 1,456 | 1,461 |
| Yamhill Co. | - | 300 | 15 | - | 87 | 455 | 4,222 | 8 | 103 | 104 | 5,294 | 4,997 |
| Other W. Valley and at large ¹ | - | 26 | 9 | 6 | - | 49 | 234 | 17 | 22 | 26 | 389 | 406 |
| Columbia River ² | 316 | 59 | 34 | 154 | - | 35 | 110 | 148 | 153 | 260 | 1,269 | 1,239 |
| Total, 2009 | 535 | 766 | 173 | 383 | 175 | 2,360 | 9,026 | 457 | 653 | 1,072 | 15,600 | - |
| Total, 2008 | 523 | 779 | 188 | 372 | 143 | 2,064 | 8,713 | 444 | 615 | 1,059 | - | 14,900 |

¹ Clackamas, Columbia, Coos, Crook, Deschutes, Jefferson, Klamath, Linn, and Multnomah counties.

² Gilliam, Hood River, Morrow, Sherman, Umatilla, Union, Wallowa, and Wasco counties.

Wine grapes: Production, by variety and area, Oregon, 2009 and 2008 totals

| Area | Cabernet Sauvignon | Char-donnay | Gewurz-traminer | Merlot | Pinot Blanc | Pinot Gris | Pinot Noir | Syrah | White Riesling | All others | All varieties | |
|---|--------------------|--------------|-----------------|--------------|-------------|--------------|---------------|--------------|----------------|--------------|---------------|-------------|
| | | | | | | | | | | | 2009 | 2008 |
| | <i>Tons</i> | <i>Tons</i> | <i>Tons</i> | <i>Tons</i> | <i>Tons</i> | <i>Tons</i> | <i>Tons</i> | <i>Tons</i> | <i>Tons</i> | <i>Tons</i> | <i>Tons</i> | <i>Tons</i> |
| Benton Co. | 8 | 24 | 12 | 1 | 7 | 160 | 666 | 2 | 1 | 11 | 892 | 786 |
| Douglas Co. | 88 | 105 | 40 | 93 | 21 | 309 | 1,150 | 74 | 93 | 383 | 2,356 | 2,299 |
| Jackson Co. | 317 | 254 | 23 | 595 | 20 | 473 | 516 | 622 | 289 | 857 | 3,966 | 2,763 |
| Josephine Co. | 21 | 87 | 59 | 26 | 17 | 160 | 435 | 21 | 119 | 24 | 969 | 1,144 |
| Lane Co. | - | 50 | 5 | 2 | 7 | 464 | 713 | - | 57 | 50 | 1,348 | 2,123 |
| Marion Co. | 5 | 133 | 14 | - | 7 | 1,827 | 2,056 | - | 377 | 160 | 4,579 | 3,367 |
| Polk Co. | - | 320 | 36 | 2 | 97 | 650 | 3,419 | 7 | 67 | 172 | 4,770 | 4,086 |
| Washington Co. | 2 | 174 | 89 | 1 | 64 | 871 | 2,392 | 7 | 297 | 257 | 4,154 | 3,395 |
| Yamhill Co. | - | 855 | 35 | 1 | 306 | 1,580 | 9,246 | 12 | 251 | 289 | 12,575 | 9,992 |
| Other W. Valley and at large ¹ | 1 | 60 | 30 | 13 | - | 158 | 548 | 41 | 59 | 160 | 1,070 | 817 |
| Columbia River ² | 790 | 182 | 146 | 391 | - | 66 | 223 | 384 | 679 | 660 | 3,521 | 3,928 |
| Total, 2009 | 1,232 | 2,244 | 489 | 1,125 | 546 | 6,718 | 21,364 | 1,170 | 2,289 | 3,023 | 40,200 | - |
| Total, 2008 | 1,177 | 1,630 | 571 | 967 | 407 | 5,894 | 17,571 | 1,120 | 2,633 | 2,730 | - | 34,700 |

¹ Clackamas, Columbia, Coos, Crook, Deschutes, Jefferson, Klamath, Linn, and Multnomah counties.

² Gilliam, Hood River, Morrow, Sherman, Umatilla, Union, Wallowa, and Wasco counties.

Wine grapes: Vineyards, acreage, yield and production, by growing area, Oregon, 2008-2009

| Growing area ¹ | Number of vineyards | | All planted acreage | | Harvested acreage | | Yield per harvested acre | | Production | |
|-----------------------------|---------------------|---------------|---------------------|---------------|-------------------|---------------|--------------------------|-------------|---------------|---------------|
| | 2008 | 2009 | 2008 | 2009 | 2008 | 2009 | 2008 | 2009 | 2008 | 2009 |
| | <i>Number</i> | <i>Number</i> | <i>Acres</i> | <i>Acres</i> | <i>Acres</i> | <i>Acres</i> | <i>Tons</i> | <i>Tons</i> | <i>Tons</i> | <i>Tons</i> |
| Columbia River and at large | 96 | 77 | 1,663 | 1,492 | 1,290 | 1,276 | 3.12 | 2.74 | 4,027 | 3,502 |
| North Willamette Valley | 493 | 495 | 12,809 | 13,234 | 9,895 | 10,393 | 2.13 | 2.60 | 21,113 | 26,980 |
| Rogue Valley ² | 114 | 113 | 1,983 | 1,985 | 1,562 | 1,701 | 2.50 | 2.90 | 3,907 | 4,940 |
| South Willamette Valley | 101 | 92 | 1,747 | 1,484 | 1,293 | 1,330 | 2.59 | 1.75 | 3,354 | 2,325 |
| Umpqua Valley | 52 | 58 | 1,098 | 1,205 | 860 | 900 | 2.67 | 2.73 | 2,299 | 2,453 |
| Total | 856 | 835 | 19,300 | 19,400 | 14,900 | 15,600 | 2.33 | 2.58 | 34,700 | 40,200 |

¹ See www.oregonwine.org for growing area descriptions.

² Rogue Valley data includes Applegate Valley.

Wine grapes: Acreage changes and fruit not used or lost, as reported, by variety, Oregon, 2009 and 2008 totals

| Variety | New plantings | Removals | Harvested but not utilized | Not harvested | Fruit losses | | | |
|--------------------|---------------|--------------|----------------------------|---------------|--------------|-------------|-------------|--------------|
| | | | | | To animals | To disease | To weather | All losses |
| | <i>Acres</i> | <i>Acres</i> | <i>Tons</i> | <i>Tons</i> | <i>Tons</i> | <i>Tons</i> | <i>Tons</i> | <i>Tons</i> |
| Cabernet Franc | 3 | 2 | - | 142 | 2 | - | 15 | 17 |
| Cabernet Sauvignon | 16 | 6 | 2 | 62 | 8 | 12 | 56 | 76 |
| Chardonnay | 21 | 14 | 2 | 51 | 32 | 8 | 47 | 87 |
| Gewurztraminer | 11 | 1 | 1 | 14 | 4 | 1 | 11 | 16 |
| Merlot | 5 | 4 | - | 115 | 8 | 6 | 29 | 43 |
| Muller Thurgau | - | - | 23 | - | - | 3 | 1 | 4 |
| Pinot Blanc | 8 | 2 | - | 3 | 5 | - | 1 | 6 |
| Pinot Gris | 30 | 7 | 20 | 70 | 40 | 60 | 42 | 142 |
| Pinot Noir | 882 | 70 | 38 | 86 | 140 | 123 | 106 | 369 |
| Sauvignon Blanc | 4 | 1 | - | - | - | 2 | 1 | 3 |
| Syrah | 12 | 8 | 1 | 4 | 10 | 1 | 44 | 55 |
| Tempranillo | 17 | 10 | - | 1 | 3 | 4 | 7 | 14 |
| Viognier | 1 | - | - | 3 | 2 | - | 32 | 34 |
| White Riesling | 24 | 8 | 25 | 63 | 8 | 22 | 33 | 63 |
| Zinfandel | 12 | - | 1 | - | 1 | - | 26 | 27 |
| All others | 52 | 6 | 6 | 8 | 12 | 4 | 30 | 46 |
| Total, 2009 | 1,098 | 139 | 119 | 622 | 275 | 246 | 481 | 1,002 |
| Total, 2008 | 1,570 | 352 | 19 | 226 | 326 | 202 | 644 | 1,172 |

Wine grapes: Use or sales, by destination and variety, Oregon, 2009 and 2008 totals

| Variety | Estate, home use, and not utilized | Oregon | Washington | Other destinations | All uses |
|--------------------|------------------------------------|---------------|--------------|--------------------|---------------|
| | <i>Tons</i> | <i>Tons</i> | <i>Tons</i> | <i>Tons</i> | <i>Tons</i> |
| Cabernet Franc | 95 | 118 | 52 | - | 265 |
| Cabernet Sauvignon | 423 | 401 | 408 | - | 1,232 |
| Chardonnay | 1,081 | 1,046 | 111 | 6 | 2,244 |
| Gewurztraminer | 178 | 177 | 134 | - | 489 |
| Merlot | 446 | 594 | 85 | - | 1,125 |
| Muller Thurgau | 81 | 192 | 1 | - | 274 |
| Pinot Blanc | 330 | 216 | - | - | 546 |
| Pinot Gris | 2,635 | 4,058 | 25 | - | 6,718 |
| Pinot Noir | 9,068 | 11,813 | 317 | 166 | 21,364 |
| Sauvignon Blanc | 47 | 60 | 8 | - | 115 |
| Syrah | 420 | 634 | 116 | - | 1,170 |
| Tempranillo | 162 | 136 | 13 | - | 311 |
| Viognier | 143 | 222 | 2 | - | 367 |
| White Riesling | 825 | 817 | 635 | 12 | 2,289 |
| Zinfandel | 51 | 43 | 16 | - | 110 |
| All others | 608 | 729 | 233 | 11 | 1,581 |
| Total, 2009 | 16,593 | 21,256 | 2,156 | 195 | 40,200 |
| Total, 2008 | 15,230 | 16,640 | 2,602 | 228 | 34,700 |

Wine grapes: Pinot noir clone or selection, by area, as reported, Oregon, 2009

| Area | Clone or selection | | | | | | | | | | | |
|---------------------|---|------------------------------|------------------------|--------------|--------------|--------------|--------------|--------------|--------------|----------------------|--------------|--------------|
| | UCD 1A, UCD 2A, UCD 30 (Wadenswil) | UCD 4, UCD 5 (Pommard) | Other UCD clones | D 113 | D 114 | D 115 | D 667 | D 777 | AS2 828 | Unknown ¹ | Other | |
| | <i>Acres</i> | <i>Acres</i> | <i>Acres</i> | <i>Acres</i> | <i>Acres</i> | <i>Acres</i> | <i>Acres</i> | <i>Acres</i> | <i>Acres</i> | <i>Acres</i> | <i>Acres</i> | <i>Acres</i> |
| Benton | 16 | 44 | 1 | 1 | 1 | 38 | 1 | 13 | - | 9 | 1 | |
| Clackamas | 15 | 33 | - | 7 | 5 | 24 | 5 | 29 | 2 | 9 | - | |
| Douglas | 28 | 49 | 52 | 12 | 29 | 17 | 29 | 22 | - | 4 | 5 | |
| Jackson & Josephine | 11 | 29 | - | 1 | 2 | 9 | 25 | 27 | - | 84 | 11 | |
| Lane | 31 | 98 | - | 30 | 26 | 68 | 10 | 30 | - | 43 | 11 | |
| Marion | 12 | 54 | - | 3 | 4 | 259 | 6 | 24 | - | 1 | 1 | |
| Polk | 158 | 402 | 19 | 49 | 85 | 245 | 149 | 233 | 59 | 55 | 40 | |
| Washington | 41 | 153 | 3 | 16 | 44 | 124 | 37 | 107 | 4 | 64 | 1 | |
| Yamhill | 349 | 1,052 | 6 | 90 | 186 | 482 | 299 | 575 | 96 | 89 | 105 | |
| Columbia River | 13 | 54 | - | - | 1 | 16 | 1 | 7 | - | 23 | 6 | |
| All other areas | 114 | 4 | - | 1 | - | - | - | 3 | - | 5 | - | |
| Total ² | 788 | 1,972 | 81 | 210 | 383 | 1,282 | 562 | 1,070 | 161 | 386 | 181 | |

¹ Grower reported not knowing clone or selection.

² Total includes only reported data. No estimates were made for missing or incomplete data.

Wine grapes: Chardonnay clone or selection, by area, as reported, Oregon, 2009

| Area | Clone or selection | | | | | | | | | | | |
|-------------------------|--------------------|--------------|--------------|--------------|--------------|--------------|--------------|--------------|---------------------|--------------------|----------------------|--------------|
| | UCD 4, UCD 5 | D 75 | D 76 | D 78 | D 95 | D 96 | Esp 352 | CTPS 548 | Draper selection | Wente selection | Unknown ¹ | Other |
| | <i>Acres</i> | <i>Acres</i> | <i>Acres</i> | <i>Acres</i> | <i>Acres</i> | <i>Acres</i> | <i>Acres</i> | <i>Acres</i> | <i>Acres</i> | <i>Acres</i> | <i>Acres</i> | <i>Acres</i> |
| North Willamette Valley | 37 | 3 | 135 | 1 | 78 | 81 | 12 | 25 | 13 | 10 | 63 | 16 |
| Rogue and Umpqua Valley | 45 | - | 8 | - | 1 | 8 | 4 | - | 10 | - | 12 | 10 |
| South Willamette Valley | 14 | 4 | 13 | - | - | 2 | - | - | - | - | 5 | - |
| All other areas | 27 | 2 | 2 | 1 | - | - | - | - | - | 10 | 11 | 1 |
| Total ² | 123 | 9 | 158 | 2 | 79 | 91 | 16 | 25 | 23 | 20 | 91 | 27 |

¹ Grower reported not knowing clone or selection.

² Total includes only reported data. No estimates were made for missing or incomplete data.

Wine grapes: Price per ton, by selected variety and area, Oregon, 2008-2009^{1 2}

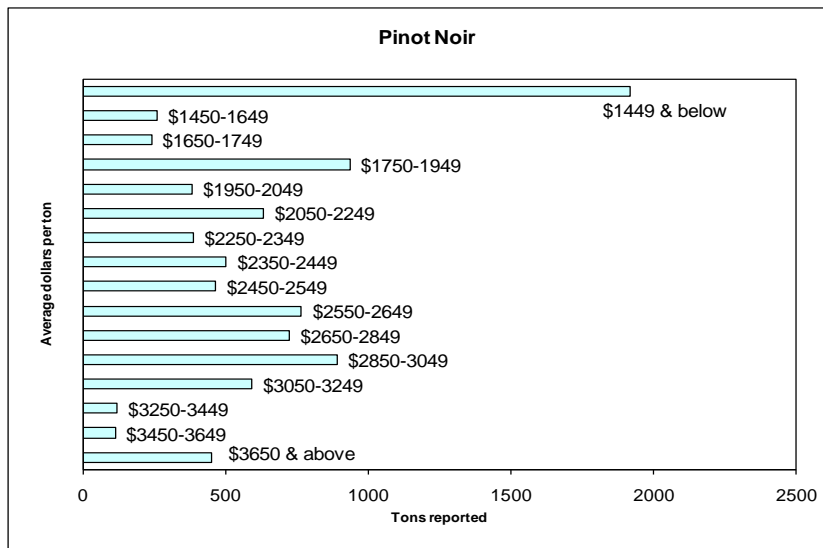
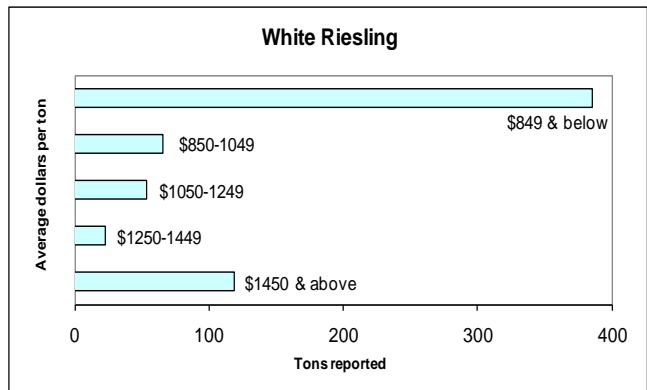
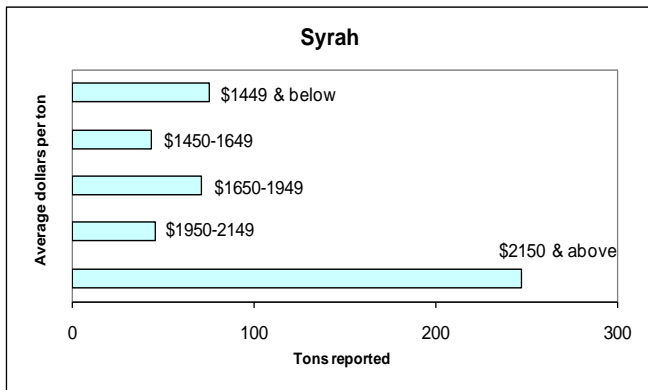
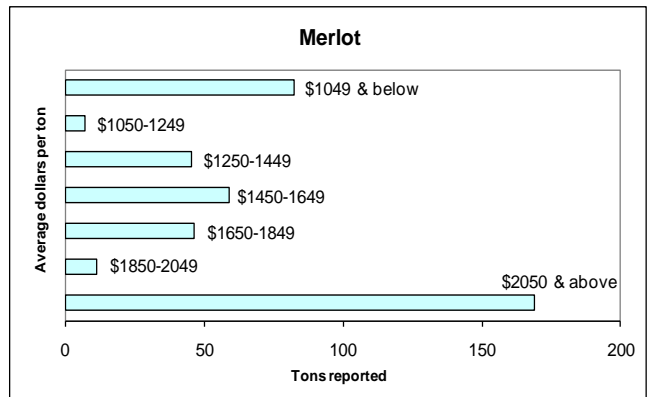
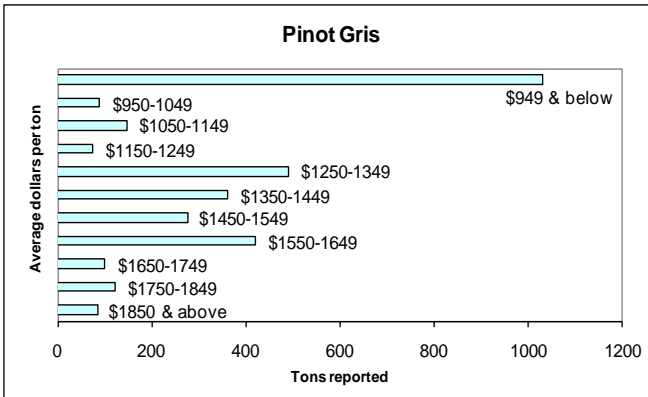
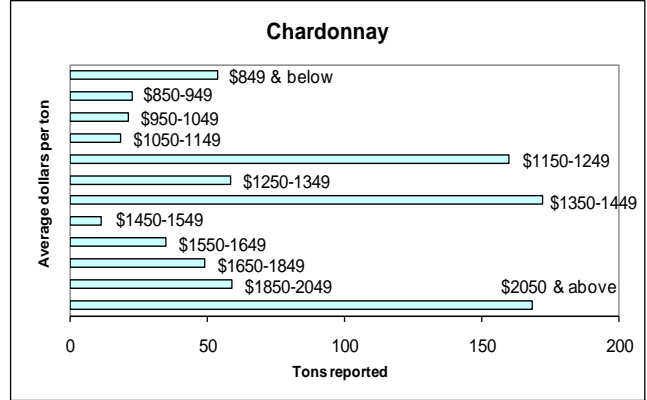
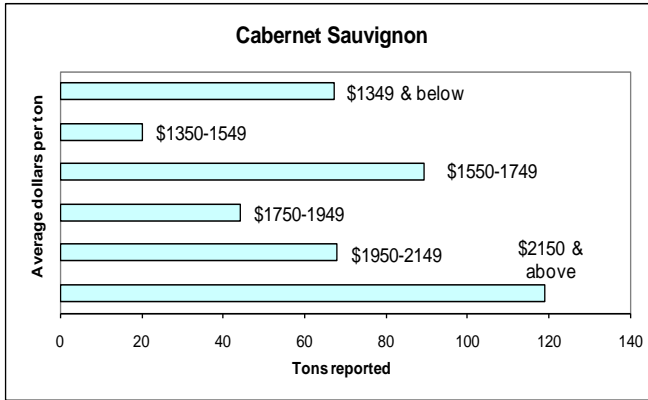
| Variety | Columbia River | | North Willamette Valley | | Rogue Valley | | South Willamette Valley | | Umpqua Valley | |
|--------------------|----------------|----------------|-------------------------|----------------|----------------|----------------|-------------------------|----------------|----------------|----------------|
| | 2008 | 2009 | 2008 | 2009 | 2008 | 2009 | 2008 | 2009 | 2008 | 2009 |
| | <i>Dollars</i> | <i>Dollars</i> | <i>Dollars</i> | <i>Dollars</i> | <i>Dollars</i> | <i>Dollars</i> | <i>Dollars</i> | <i>Dollars</i> | <i>Dollars</i> | <i>Dollars</i> |
| Cabernet Sauvignon | 2,020 | 2,100 | - | - | 1,910 | 1,770 | - | 1,500 | 1,700 | 1,370 |
| Chardonnay | 1,250 | 1,340 | 1,950 | 1,620 | 1,000 | 1,220 | 1,470 | 1,700 | 950 | 1,330 |
| Merlot | 1,810 | 2,180 | - | - | 1,470 | 1,800 | - | - | 1,540 | 1,010 |
| Pinot Gris | - | 1,500 | 1,400 | 1,250 | 1,370 | 1,330 | 1,330 | 1,430 | 1,320 | 1,400 |
| Pinot Noir | 2,110 | 1,990 | 2,820 | 2,340 | 1,670 | 1,820 | 2,300 | 2,180 | 2,000 | 2,140 |
| White Riesling | 1,080 | 1,070 | 1,150 | 950 | 1,280 | 1,400 | 1,180 | 1,240 | 980 | 1,050 |

¹ Selected varieties include those with the largest harvest acreages. Dashes represent insufficient data.

² Price per ton is a weighted average of prices received by Oregon grape growers and prices paid by Oregon wineries.

Wine Grapes: Distribution of average prices, as reported by Oregon Vineyards, 2009

These are average prices reported by Oregon vineyards only and do not include reported prices paid by Oregon wineries.



Wineries: Number, crush, and cooperage, by area, Oregon, 2008-2009 ¹

| Area | All wineries ² | | Wineries crushing grapes | | Wine grapes crushed | | Total cooperage | |
|--------------------------------------|---------------------------|---------------|--------------------------|---------------|---------------------|---------------|----------------------|----------------------|
| | 2008 | 2009 | 2008 | 2009 | 2008 | 2009 | 2008 | 2009 |
| | <i>Number</i> | <i>Number</i> | <i>Number</i> | <i>Number</i> | <i>Tons</i> | <i>Tons</i> | <i>1,000 gallons</i> | <i>1,000 gallons</i> |
| Douglas Co. | 25 | 25 | 14 | 15 | 886 | 973 | 486 | 369 |
| Lane Co. | 21 | 18 | 15 | 13 | 3,752 | 4,002 | 1,092 | 896 |
| Marion Co. | 16 | 18 | 11 | 11 | 2,257 | 2,592 | 417 | 441 |
| Polk Co. | 38 | 32 | 31 | 26 | 4,183 | 4,964 | 1,790 | 1,351 |
| Washington Co. | 27 | 28 | 17 | 22 | 2,455 | 3,327 | 845 | 845 |
| Yamhill Co. | 148 | 150 | 106 | 108 | 13,799 | 15,700 | 4,526 | 4,410 |
| Other Willamette Valley ³ | 41 | 41 | 30 | 30 | 1,864 | 1,903 | 884 | 566 |
| Rogue Valley ⁴ | 42 | 42 | 24 | 27 | 2,566 | 2,719 | 845 | 911 |
| All others ⁵ | 37 | 33 | 26 | 23 | 838 | 820 | 458 | 277 |
| Total | 395 | 387 | 274 | 275 | 32,600 | 37,000 | 11,343 | 10,066 |

¹ Includes estimates for incomplete responses.

² Includes Growers Sales Privilege License holders (issued by the OLCC).

³ Benton, Clackamas, Linn, and Multnomah counties.

⁴ Jackson and Josephine counties.

⁵ Columbia, Coos, Clatsop, Curry, Deschutes, Gilliam, Grant, Hood River, Jefferson, Klamath, Lincoln, Tillamook, Umatilla, Union, and Wasco counties.

Wineries: Number, crush, and cooperage, by growing area, Oregon, 2008-2009 ¹

| Growing area ² | All wineries ³ | | Wineries crushing grapes | | Total wine grapes crushed | | Total cooperage | |
|-----------------------------|---------------------------|---------------|--------------------------|---------------|---------------------------|---------------|----------------------|----------------------|
| | 2008 | 2009 | 2008 | 2009 | 2008 | 2009 | 2008 | 2009 |
| | <i>Number</i> | <i>Number</i> | <i>Number</i> | <i>Number</i> | <i>Tons</i> | <i>Tons</i> | <i>1,000 gallons</i> | <i>1,000 gallons</i> |
| Columbia River and at large | 37 | 23 | 26 | 17 | 838 | 779 | 458 | 253 |
| North Willamette Valley | 246 | 259 | 178 | 185 | 24,628 | 27,572 | 8,357 | 7,389 |
| Rogue Valley ⁴ | 42 | 42 | 24 | 27 | 2,566 | 2,719 | 845 | 911 |
| South Willamette Valley | 45 | 34 | 32 | 27 | 3,682 | 4,949 | 1,197 | 1,130 |
| Umpqua Valley | 25 | 29 | 14 | 19 | 886 | 981 | 486 | 383 |
| Total | 395 | 387 | 274 | 275 | 32,600 | 37,000 | 11,343 | 10,066 |

¹ Includes estimates for incomplete responses.

² See www.oregonwine.org for growing area descriptions.

³ Includes Growers Sales Privilege License holders (issued by the OLCC).

⁴ Rogue Valley data includes Applegate Valley.

Wineries: Crush by variety and area, 2009 and 2008 totals ^{1 2}

| Area | Cabernet Sauvignon | Char-donnay | Gewurz-traminer | Merlot | Muller Thurgau | Pinot Gris | Pinot Noir | Syrah | Viognier | White Riesling | All others | All varieties | |
|--------------------------------------|--------------------|--------------------|--------------------|--------------------|--------------------|--------------------|--------------------|--------------------|--------------------|--------------------|--------------------|--------------------|--------------------|
| | | | | | | | | | | | | 2009 | 2008 |
| | <i>Tons</i> | <i>Tons</i> | <i>Tons</i> | <i>Tons</i> | <i>Tons</i> | <i>Tons</i> | <i>Tons</i> | <i>Tons</i> | <i>Tons</i> | <i>Tons</i> | <i>Tons</i> | <i>Tons</i> | <i>Tons</i> |
| Douglas Co. | 59 | 55 | 45 | 67 | 23 | 70 | 290 | 58 | 17 | 41 | 248 | 973 | 886 |
| Lane Co. | 99 | 63 | 20 | 32 | - | 2,051 | 1,400 | 93 | 29 | 61 | 154 | 4,002 | 3,752 |
| Marion Co. | 11 | 168 | 25 | 18 | 4 | 553 | 1,141 | 15 | 4 | 409 | 244 | 2,592 | 2,257 |
| Polk Co. | 39 | 229 | 28 | 48 | - | 1,086 | 3,098 | 87 | 32 | 37 | 280 | 4,964 | 4,183 |
| Washington | 11 | 148 | 68 | 6 | 73 | 915 | 1,780 | 16 | 12 | 149 | 149 | 3,327 | 2,455 |
| Yamhill Co. | 77 | 1,094 | 80 | 82 | 51 | 2,017 | 10,768 | 266 | 55 | 293 | 917 | 15,700 | 13,799 |
| Other Willamette Valley ³ | 67 | 110 | 46 | 57 | - | 309 | 1,066 | 71 | 13 | 66 | 98 | 1,903 | 1,864 |
| Rogue Valley ⁴ | 192 | 182 | 94 | 308 | - | 319 | 680 | 219 | 112 | 251 | 362 | 2,719 | 2,566 |
| All other ⁵ | 115 | 54 | 26 | 68 | - | 65 | 94 | 84 | 25 | 55 | 234 | 820 | 838 |
| Total, 2009 | 670 | 2,103 | 432 | 686 | 151 | 7,385 | 20,317 | 909 | 299 | 1,362 | 2,686 | 37,000 | - |
| Total, 2008 | 646 | 1,558 | 391 | 762 | 287 | 5,796 | 18,174 | 913 | 307 | 1,494 | 2,272 | - | 32,600 |
| | <i>1,000 Cases</i> | <i>1,000 Cases</i> | <i>1,000 Cases</i> | <i>1,000 Cases</i> | <i>1,000 Cases</i> | <i>1,000 Cases</i> | <i>1,000 Cases</i> | <i>1,000 Cases</i> | <i>1,000 Cases</i> | <i>1,000 Cases</i> | <i>1,000 Cases</i> | <i>1,000 Cases</i> | <i>1,000 Cases</i> |
| Case equivalent ⁶ | | | | | | | | | | | | | |
| 2009 | 42.2 | 132.5 | 27.2 | 43.2 | 9.5 | 465.4 | 1,280.5 | 57.3 | 18.8 | 85.8 | 169.3 | 2,331.9 | - |
| 2008 | 40.7 | 98.2 | 24.6 | 48.0 | 18.1 | 365.3 | 1,145.4 | 57.5 | 19.3 | 94.2 | 143.2 | - | 2,054.6 |

¹ Includes estimates for incomplete responses.

² There were 372 tons crushed for sparkling wine in 2009.

³ Benton, Clackamas, Linn and Multnomah counties.

⁴ Jackson and Josephine counties.

⁵ Columbia, Coos, Clatsop, Curry, Deschutes, Gilliam, Grant, Hood River, Jefferson, Klamath, Lincoln, Tillamook, Umatilla, Union, and Wasco counties.

⁶ Equivalent cases of wine production equals tons crushed times 150 gallons per ton divided by 2.38 gallons per case.

Wineries: Crush by type of acquisition and area, Oregon, 2009 and 2008 totals ¹

| Area | Estate grown | Purchased | Custom crush | All crush, 2009 | All crush, 2008 |
|--------------------------------------|---------------|---------------|--------------|-----------------|-----------------|
| | <i>Tons</i> | <i>Tons</i> | <i>Tons</i> | <i>Tons</i> | <i>Tons</i> |
| Douglas Co. | 474 | 324 | 175 | 973 | 886 |
| Lane Co. | 1,328 | 2,479 | 195 | 4,002 | 3,752 |
| Marion Co. | 1,221 | 1,346 | 25 | 2,592 | 2,257 |
| Polk Co. | 2,361 | 1,884 | 719 | 4,964 | 4,183 |
| Washington Co. | 2,086 | 1,055 | 186 | 3,327 | 2,455 |
| Yamhill Co. | 5,927 | 6,826 | 2,947 | 15,700 | 13,799 |
| Other Willamette Valley ² | 908 | 884 | 111 | 1,903 | 1,864 |
| Rogue Valley ³ | 1,622 | 912 | 185 | 2,719 | 2,566 |
| All others ⁴ | 300 | 399 | 121 | 820 | 838 |
| Total, 2009 | 16,227 | 16,109 | 4,664 | 37,000 | - |
| Total, 2008 | 15,448 | 12,821 | 4,331 | - | 32,600 |

¹ Includes estimates for incomplete responses.

² Benton, Clackamas, Linn, and Multnomah counties.

³ Jackson and Josephine counties.

⁴ Columbia, Coos, Clatsop, Deschutes, Gilliam, Grant, Hood River, Jefferson, Klamath, Lincoln, Tillamook, Umatilla, Union, and Wasco counties.

Wineries: Crush, by origin and variety, Oregon, 2008-2009 ¹

| Variety | Oregon | | | | | | Grown in other states | | All crush | |
|--------------------|---------------|---------------|--------------------|---------------|------------------|---------------|-----------------------|-------------|---------------|---------------|
| | Estate grown | | Other Oregon grown | | All Oregon grown | | 2008 | 2009 | 2008 | 2009 |
| | 2008 | 2009 | 2008 | 2009 | 2008 | 2009 | | | | |
| | <i>Tons</i> | <i>Tons</i> | <i>Tons</i> | <i>Tons</i> | <i>Tons</i> | <i>Tons</i> | <i>Tons</i> | <i>Tons</i> | <i>Tons</i> | <i>Tons</i> |
| Cabernet Franc | 52 | 96 | 93 | 74 | 145 | 170 | 19 | 19 | 164 | 189 |
| Cabernet Sauvignon | 212 | 220 | 347 | 278 | 559 | 498 | 87 | 172 | 646 | 670 |
| Chardonnay | 671 | 966 | 836 | 1,102 | 1,507 | 2,068 | 51 | 35 | 1,558 | 2,103 |
| Gewurztraminer | 211 | 211 | 158 | 196 | 369 | 407 | 22 | 25 | 391 | 432 |
| Merlot | 222 | 180 | 444 | 439 | 666 | 619 | 96 | 67 | 762 | 686 |
| Muller Thurgau | 164 | 122 | 123 | 29 | 287 | 151 | - | - | 287 | 151 |
| Pinot Blanc | 203 | 326 | 199 | 334 | 402 | 660 | - | - | 402 | 660 |
| Pinot Gris | 2,657 | 3,337 | 3,120 | 4,021 | 5,777 | 7,358 | 19 | 27 | 5,796 | 7,385 |
| Pinot Noir | 9,389 | 9,129 | 8,785 | 11,170 | 18,174 | 20,299 | - | 18 | 18,174 | 20,317 |
| Sauvignon Blanc | 37 | 22 | 53 | 65 | 90 | 87 | 1 | 1 | 91 | 88 |
| Syrah | 219 | 280 | 601 | 486 | 820 | 766 | 93 | 143 | 913 | 909 |
| Tempranillo | 108 | 139 | 110 | 109 | 218 | 248 | 1 | 4 | 219 | 252 |
| Viognier | 97 | 68 | 191 | 215 | 288 | 283 | 19 | 16 | 307 | 299 |
| White Riesling | 753 | 609 | 712 | 753 | 1,465 | 1,362 | 29 | - | 1,494 | 1,362 |
| Zinfandel | 44 | 22 | 44 | 20 | 88 | 42 | 37 | 28 | 125 | 70 |
| All others | 409 | 500 | 691 | 691 | 1,100 | 1,191 | 171 | 236 | 1,271 | 1,427 |
| Total | 15,448 | 16,227 | 16,507 | 19,982 | 31,955 | 36,209 | 645 | 791 | 32,600 | 37,000 |

¹ Includes estimates for incomplete responses.

Wineries: Oregon non-grape wine production, 2008 - 2009

| Variety | 2008 | 2009 |
|--------------------|----------------|----------------|
| | <i>Gallons</i> | <i>Gallons</i> |
| Blackberry | 1,174 | 658 |
| Blueberry | 950 | 799 |
| Boysenberry | 859 | 283 |
| Cherry | 907 | 1,636 |
| Cranberry | 9,766 | 6,334 |
| Loganberry | 3,273 | 3,094 |
| Marionberry | 9,726 | 9,915 |
| Pear | 2,985 | 3,066 |
| Raspberry | 7,700 | 4,614 |
| Rhubarb | 1,193 | 1,363 |
| Strawberry | 302 | 163 |
| Other ¹ | 12,153 | 36,503 |
| Total | 50,998 | 68,428 |

¹ Includes apples, apricots, currant, honey, peach, pineapple, plum, and fruit blends.

Wineries: Inventory by vintage, variety, and wine type, Oregon, January 1, 2010 ^{1 2}

| Variety and wine type | Bottled inventory by vintage ³ | | | | | Bulk inventory by vintage | | | | |
|---------------------------|---|--------------------|---------------------------|--------------------|----------------|---------------------------|----------------------|---------------------------|----------------------|----------------|
| | 2009 Vintage | 2008 Vintage | 2007 and earlier Vintages | Total | Share of total | 2009 Vintage | 2008 Vintage | 2007 and earlier Vintages | Total | Share of total |
| | <i>1,000 cases</i> | <i>1,000 cases</i> | <i>1,000 cases</i> | <i>1,000 cases</i> | <i>Percent</i> | <i>1,000 gallons</i> | <i>1,000 gallons</i> | <i>1,000 gallons</i> | <i>1,000 gallons</i> | <i>Percent</i> |
| Cabernet Franc | - | 0.8 | 6.0 | 6.8 | 0.3 | 35.6 | 25.1 | 4.4 | 65.1 | 0.9 |
| Cabernet Sauvignon | 5.4 | 2.4 | 27.7 | 35.4 | 1.6 | 121.5 | 95.8 | 37.4 | 254.8 | 3.6 |
| Chardonnay | 3.7 | 57.9 | 41.4 | 103.0 | 4.6 | 252.0 | 40.3 | 12.2 | 304.6 | 4.3 |
| Gewurztraminer | - | 8.8 | 5.4 | 14.2 | 0.6 | 46.7 | 10.9 | 0.3 | 57.9 | 0.8 |
| Merlot | 4.3 | 3.5 | 349.1 | 356.8 | 15.8 | 118.9 | 84.6 | 19.0 | 222.5 | 3.1 |
| Muller Thurgau | 1.0 | 3.6 | 0.6 | 5.2 | 0.2 | 51.2 | - | 0.5 | 51.6 | 0.7 |
| Pinot Blanc | 1.4 | 9.3 | 5.3 | 16.0 | 0.7 | 66.2 | 7.1 | - | 73.3 | 1.0 |
| Pinot Gris | 24.7 | 184.0 | 40.0 | 248.7 | 11.0 | 1,143.9 | 155.0 | 8.0 | 1,306.9 | 18.4 |
| Pinot Noir | 50.5 | 623.4 | 382.4 | 1,056.3 | 46.7 | 2,599.2 | 676.2 | 67.5 | 3,342.9 | 47.0 |
| Sauvignon Blanc | - | 0.7 | 1.1 | 1.8 | 0.1 | 15.8 | 1.4 | 0.1 | 17.2 | 0.2 |
| Syrah | 1.1 | 10.8 | 34.4 | 46.2 | 2.0 | 134.7 | 164.2 | 27.1 | 326.0 | 4.6 |
| Tempranillo | 0.8 | 3.2 | 7.2 | 11.1 | 0.5 | 71.4 | 51.9 | 2.2 | 125.4 | 1.8 |
| Viognier | 1.0 | 12.5 | 6.1 | 19.5 | 0.9 | 52.0 | 6.0 | 0.5 | 58.5 | 0.8 |
| White Riesling | 6.3 | 34.6 | 11.7 | 52.6 | 2.3 | 226.4 | 69.0 | 0.6 | 296.1 | 4.2 |
| Zinfandel | 0.3 | 2.2 | 1.3 | 3.9 | 0.2 | 17.4 | 3.6 | - | 20.9 | 0.3 |
| Red blends | 10.9 | 22.8 | 69.4 | 103.2 | 4.6 | 106.0 | 64.1 | 19.7 | 189.7 | 2.7 |
| White blends | 5.0 | 22.4 | 6.6 | 33.9 | 1.5 | 36.7 | 0.7 | - | 37.4 | 0.5 |
| Rose and Blush blends | 8.4 | 4.5 | 2.4 | 15.4 | 0.7 | 36.3 | 0.4 | 0.6 | 37.3 | 0.5 |
| Other still wines | 2.6 | 20.6 | 17.8 | 41.0 | 1.8 | 204.1 | 80.6 | 15.7 | 300.4 | 4.2 |
| All sparkling wines | 2.2 | 36.5 | 49.9 | 88.7 | 3.9 | 15.1 | 8.1 | 7.4 | 30.6 | 0.4 |
| Total ⁴ | 129.6 | 1,064.6 | 1,065.6 | 2,259.7 | 100.0 | 5,351.1 | 1,545.0 | 223.1 | 7,119.2 | 100.0 |

¹ Includes estimates for incomplete responses.

² Includes bonded and tax-paid inventory owned by Oregon wineries.

³ One case is equivalent to nine liters.

⁴ Totals may not add due to rounding.

Wineries: Sales, by variety and wine type, Oregon, 2008-2009 ¹

| Variety and wine type | 2008 | | | 2009 | | |
|-----------------------|--------------------|--|----------------|--------------------|--|----------------|
| | Case sales | Share of total case sales ² | Bulk sales | Case sales | Share of total case sales ² | Bulk sales |
| | <i>Cases</i> | <i>Percent</i> | <i>Gallons</i> | <i>Cases</i> | <i>Percent</i> | <i>Gallons</i> |
| Still wines: | | | | | | |
| Cabernet Franc | 3,313 | 0.2 | 649 | 3,173 | 0.2 | 592 |
| Cabernet Sauvignon | 18,992 | 1.1 | 1,192 | 23,548 | 1.4 | 6,138 |
| Chardonnay | 80,927 | 4.6 | 11,752 | 74,663 | 4.5 | 4,162 |
| Gewurztraminer | 13,252 | 0.8 | 1,467 | 12,761 | 0.8 | 100 |
| Merlot | 19,607 | 1.1 | 3,953 | 19,786 | 1.2 | 3,985 |
| Muller Thurgau | 10,176 | 0.6 | 1,565 | 7,753 | 0.5 | - |
| Pinot Blanc | 22,411 | 1.3 | 1,565 | 18,893 | 1.1 | 1,640 |
| Pinot Gris | 324,912 | 18.6 | 46,606 | 337,324 | 20.3 | 107,039 |
| Pinot Noir | 882,056 | 50.5 | 129,805 | 842,721 | 50.8 | 138,886 |
| Sauvignon Blanc | 2,313 | 0.1 | - | 3,202 | 0.2 | 480 |
| Syrah | 21,257 | 1.2 | 4,336 | 22,887 | 1.4 | 2,035 |
| Tempranillo | 4,885 | 0.3 | 120 | 6,524 | 0.4 | - |
| Viognier | 8,546 | 0.5 | - | 9,590 | 0.6 | 2,042 |
| White Riesling | 89,255 | 5.1 | 5,057 | 90,042 | 5.4 | 6,673 |
| Zinfandel | 4,495 | 0.3 | - | 3,812 | 0.2 | - |
| Red blends | 84,485 | 4.8 | 75 | 68,358 | 4.1 | 227 |
| White blends | 64,958 | 3.7 | 2,594 | 20,544 | 1.2 | 204 |
| Blush blends | 18,060 | 1.0 | 797 | 19,952 | 1.2 | 562 |
| Other still wines | 62,295 | 3.6 | 11,336 | 60,356 | 3.6 | 1,178 |
| All sparkling wines | 12,087 | 0.7 | - | 14,313 | 0.9 | - |
| Total | 1,748,282 | 100.0 | 222,869 | 1,660,202 | 100.0 | 275,943 |
| Total dollars | 239,930,550 | - | - | 201,768,170 | - | - |

¹ Includes estimates for incomplete responses.

² Share of total represents the percentage of case sales only.

Wineries: Sales by destination, domestic sales, Oregon, 2008-2009 ¹

| Year | Direct to consumers | | | Sales to distributors, retailers, and restaurants | | | | | All domestic sales |
|-------------|---------------------------|--|------------------|---|----------------|---------------|----------------|----------------|--------------------|
| | Wineries or tasting rooms | Wine clubs, events, or online sales ² | All direct sales | Oregon | Washington | New York | California | Other US | |
| | <i>Cases</i> | <i>Cases</i> | <i>Cases</i> | <i>Cases</i> | <i>Cases</i> | <i>Cases</i> | <i>Cases</i> | <i>Cases</i> | <i>Cases</i> |
| 2009 | 254,574 | 101,251 | 355,825 | 360,638 | 110,248 | 64,654 | 111,242 | 621,931 | 1,624,538 |
| 2008 | 243,797 | 119,515 | 363,312 | 383,047 | 120,277 | 76,416 | 131,097 | 622,486 | 1,696,635 |

¹ Includes estimates for incomplete responses.

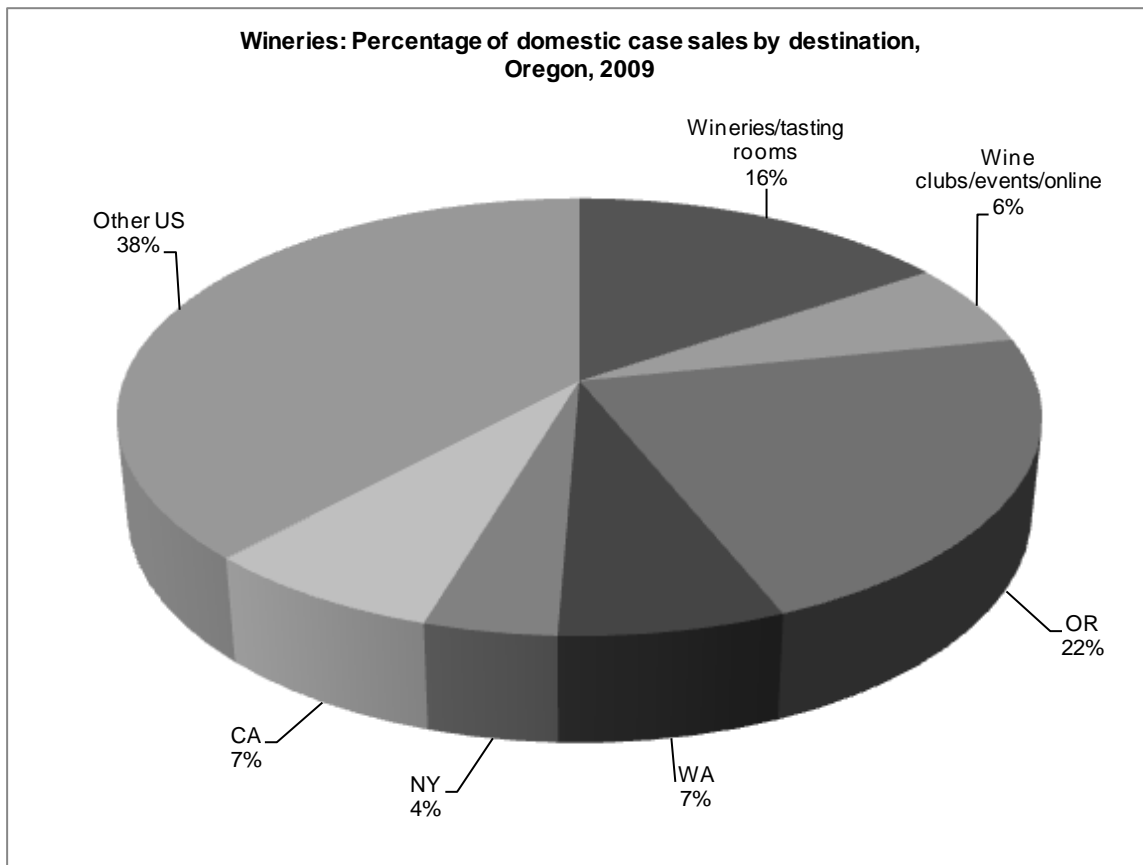
² Also includes wine festivals and all other direct consumer sales.

Wineries: Sales by destination, export sales by variety and wine type, Oregon, 2009 totals ¹

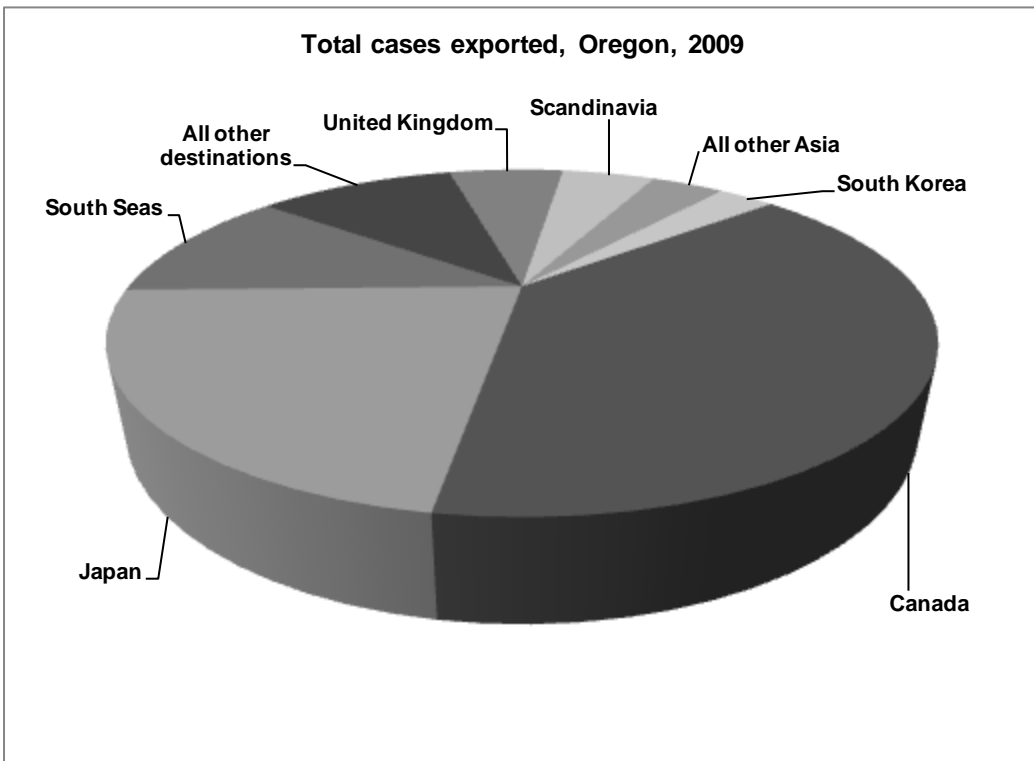
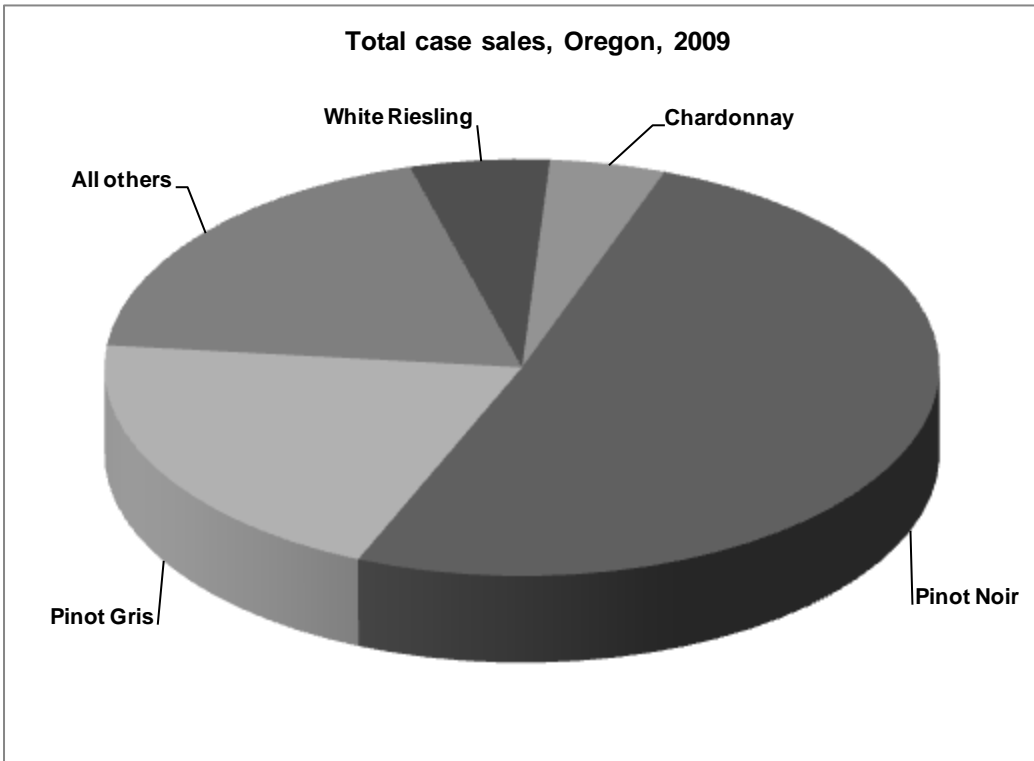
| Variety and wine type | Canada | Japan | South Korea | All other Asia | United Kingdom | Caribbean Islands ² | Scandinavia | All other destinations | All export sales | |
|-----------------------|---------------|--------------|--------------|----------------|----------------|--------------------------------|--------------|------------------------|------------------|--------------|
| | | | | | | | | | 2009 | 2008 |
| | <i>Cases</i> | <i>Cases</i> | <i>Cases</i> | <i>Cases</i> | <i>Cases</i> | <i>Cases</i> | <i>Cases</i> | <i>Cases</i> | <i>Cases</i> | <i>Cases</i> |
| Chardonnay | 282 | 604 | 50 | 142 | 155 | 75 | 138 | 284 | 1,730 | 2,808 |
| Merlot | 115 | 50 | - | - | - | - | - | 1 | 166 | 166 |
| Pinot Blanc | 124 | 48 | - | 6 | 76 | 10 | 3 | 225 | 492 | 1,043 |
| Pinot Gris | 1,807 | 477 | - | 129 | 315 | 1,177 | 217 | 311 | 4,433 | 5,124 |
| Pinot Noir | 6,614 | 3,110 | 989 | 836 | 1,468 | 2,437 | 1,112 | 2,822 | 19,388 | 25,972 |
| Syrah | 80 | 25 | - | - | - | - | 193 | - | 298 | 248 |
| White Riesling | - | 70 | - | 68 | 25 | - | 3 | 18 | 184 | 1,702 |
| Red blends | 1,267 | 848 | - | 56 | 56 | 56 | 14 | - | 2,297 | 3,772 |
| White blends | 3,072 | 900 | - | 68 | 56 | 117 | 56 | 37 | 4,306 | 5,419 |
| All others | 358 | 1,805 | - | 50 | 45 | 65 | 35 | 12 | 2,370 | 5,393 |
| Total, 2009 | 13,719 | 7,937 | 1,039 | 1,355 | 2,196 | 3,937 | 1,771 | 3,710 | 35,664 | |
| Total, 2008 | 22,988 | 10,175 | 1,506 | 1,322 | 3,128 | 3,928 | 3,284 | 5,316 | | 51,647 |

¹ Includes estimates for incomplete responses.

² Includes the Greater and Lesser Antilles and other outlying areas of the Caribbean Sea.



Note: Oregon, Washington, New York, California and Other US sales are to distributors, retailers, and restaurants.



Oregon Vineyard and Winery Quick Facts 1999-2009

Oregon wine grapes: Average dollars per ton, by variety, 1999 - 2009

| Variety | 1999 | 2000 | 2001 | 2002 | 2003 | 2004 | 2005 | 2006 | 2007 | 2008 | 2009 |
|--------------------|----------------|----------------|----------------|----------------|----------------|----------------|----------------|----------------|----------------|----------------|----------------|
| | <i>Dollars</i> | <i>Dollars</i> | <i>Dollars</i> | <i>Dollars</i> | <i>Dollars</i> | <i>Dollars</i> | <i>Dollars</i> | <i>Dollars</i> | <i>Dollars</i> | <i>Dollars</i> | <i>Dollars</i> |
| Cabernet Franc | - | 1,560 | 1,510 | 1,620 | 1,670 | 1,780 | 1,710 | 1,750 | 1,790 | 1,890 | 1,790 |
| Cabernet Sauvignon | 1,320 | 1,420 | 1,410 | 1,670 | 1,410 | 1,540 | 1,610 | 1,630 | 1,840 | 1,960 | 1,920 |
| Chardonnay | 1,050 | 1,000 | 1,000 | 930 | 1,020 | 1,190 | 1,200 | 1,240 | 1,380 | 1,640 | 1,530 |
| Gewurztraminer | 800 | 910 | 970 | 910 | 990 | 1,010 | 1,040 | 1,120 | 1,170 | 1,200 | 1,400 |
| Merlot | 1,570 | 1,460 | 1,450 | 1,350 | 1,320 | 1,480 | 1,440 | 1,490 | 1,640 | 1,640 | 1,770 |
| Muller Thurgau | 750 | 740 | 870 | 800 | 890 | 950 | 950 | 920 | 920 | 980 | 1,060 |
| Pinot Blanc | 1,350 | 1,470 | 1,420 | 1,260 | 1,080 | 1,150 | 1,190 | 1,250 | 1,380 | 1,460 | 1,580 |
| Pinot Gris | 1,300 | 1,300 | 1,200 | 1,180 | 1,090 | 1,200 | 1,300 | 1,350 | 1,370 | 1,390 | 1,290 |
| Pinot Noir | 1,650 | 1,830 | 1,990 | 1,910 | 1,930 | 2,090 | 2,100 | 2,130 | 2,290 | 2,600 | 2,290 |
| Sauvignon Blanc | 1,050 | 1,000 | 920 | 1,010 | 930 | 1,130 | 1,160 | 1,180 | 1,200 | 1,310 | 1,620 |
| Semillon | 870 | 980 | 1,010 | 950 | 950 | 1,110 | - | - | - | - | - |
| Syrah | - | 1,720 | 1,650 | 1,875 | 1,890 | 1,990 | 2,000 | 2,000 | 2,000 | 2,070 | 2,060 |
| Tempranillo | - | - | - | - | - | 1,880 | 1,890 | 1,970 | 1,900 | 1,930 | 1,840 |
| Viognier | - | - | - | - | - | 1,590 | 1,650 | 1,670 | 1,750 | 1,780 | 1,740 |
| White Riesling | 710 | 750 | 800 | 840 | 870 | 960 | 740 | 1,030 | 1,030 | 1,090 | 1,000 |
| Zinfandel | 1,500 | 1,570 | 1,670 | 1,650 | 1,690 | 2,000 | 1,890 | 1,700 | 1,730 | 1,660 | 1,620 |
| All others | 1,030 | 1,050 | 1,080 | 1,150 | 1,400 | 1,110 | 1,170 | 1,280 | 1,330 | 1,410 | 1,520 |
| Total | 1,310 | 1,400 | 1,480 | 1,470 | 1,510 | 1,660 | 1,680 | 1,750 | 1,880 | 2,050 | 1,910 |

Oregon wine grapes: Planted acreage, by variety, 1999 - 2009

| Variety | 1999 | 2000 | 2001 | 2002 | 2003 | 2004 | 2005 | 2006 | 2007 | 2008 | 2009 |
|--------------------|--------------|---------------|---------------|---------------|---------------|---------------|---------------|---------------|---------------|---------------|---------------|
| | <i>Acres</i> | <i>Acres</i> | <i>Acres</i> | <i>Acres</i> | <i>Acres</i> | <i>Acres</i> | <i>Acres</i> | <i>Acres</i> | <i>Acres</i> | <i>Acres</i> | <i>Acres</i> |
| Cabernet Franc | - | 71 | 100 | 94 | 103 | 99 | 109 | 105 | 131 | 136 | 130 |
| Cabernet Sauvignon | 465 | 472 | 444 | 487 | 510 | 521 | 504 | 490 | 571 | 627 | 583 |
| Chardonnay | 1,513 | 1,306 | 1,166 | 1,060 | 927 | 866 | 842 | 929 | 972 | 1,008 | 958 |
| Gewurztraminer | 185 | 182 | 208 | 218 | 228 | 227 | 214 | 192 | 203 | 217 | 205 |
| Merlot | 529 | 624 | 570 | 559 | 579 | 563 | 550 | 508 | 498 | 508 | 457 |
| Muller Thurgau | 87 | 88 | 99 | 100 | 94 | 95 | 96 | 81 | 92 | 91 | 71 |
| Pinot Blanc | 114 | 119 | 123 | 154 | 178 | 190 | 190 | 215 | 216 | 218 | 239 |
| Pinot Gris | 1,363 | 1,442 | 1,467 | 1,526 | 1,797 | 1,813 | 1,885 | 2,188 | 2,588 | 2,736 | 2,900 |
| Pinot Noir | 4,208 | 4,834 | 5,536 | 6,450 | 7,366 | 7,637 | 7,974 | 8,884 | 9,858 | 11,210 | 11,645 |
| Sauvignon Blanc | 107 | 85 | 67 | 77 | 69 | 63 | 59 | 66 | 76 | 79 | 67 |
| Semillon | 61 | 57 | 60 | 50 | 44 | 45 | - | - | - | - | - |
| Syrah | - | 165 | 251 | 285 | 359 | 378 | 402 | 433 | 506 | 572 | 535 |
| Tempranillo | - | - | - | - | - | 93 | 108 | 119 | 133 | 163 | 167 |
| Viognier | - | - | - | - | - | 110 | 118 | 134 | 155 | 183 | 179 |
| White Riesling | 638 | 604 | 572 | 551 | 558 | 532 | 524 | 665 | 710 | 777 | 741 |
| Zinfandel | 65 | 68 | 64 | 69 | 66 | 58 | 64 | 60 | 66 | 60 | 65 |
| All others | 465 | 383 | 373 | 420 | 522 | 410 | 461 | 531 | 625 | 715 | 658 |
| Total | 9,800 | 10,500 | 11,100 | 12,100 | 13,400 | 13,700 | 14,100 | 15,600 | 17,400 | 19,300 | 19,600 |

Oregon wineries: Number crushing grapes, by area, 1999 - 2009

| Area | 1999 | 2000 | 2001 | 2002 | 2003 | 2004 | 2005 | 2006 | 2007 | 2008 | 2009 |
|-------------------------|------------|------------|------------|------------|------------|------------|------------|------------|------------|------------|------------|
| | <i>No.</i> | <i>No.</i> | <i>No.</i> | <i>No.</i> | <i>No.</i> | <i>No.</i> | <i>No.</i> | <i>No.</i> | <i>No.</i> | <i>No.</i> | <i>No.</i> |
| Douglas Co. | 8 | 8 | 7 | 10 | 12 | 12 | 13 | 13 | 14 | 14 | 15 |
| Lane Co. | 8 | 9 | 10 | 12 | 12 | 13 | 13 | 13 | 14 | 15 | 13 |
| Marion Co. | 5 | 5 | 6 | 8 | 7 | 7 | 8 | 10 | 12 | 11 | 11 |
| Polk Co. | 14 | 14 | 14 | 17 | 16 | 18 | 22 | 26 | 24 | 31 | 26 |
| Washington Co. | 13 | 13 | 14 | 16 | 14 | 16 | 19 | 21 | 19 | 17 | 22 |
| Yamhill Co. | 40 | 40 | 47 | 49 | 70 | 79 | 85 | 89 | 100 | 106 | 108 |
| Other Willamette Valley | 18 | 18 | 18 | 21 | 22 | 25 | 26 | 25 | 27 | 30 | 30 |
| Rogue Valley | 10 | 10 | 11 | 11 | 12 | 14 | 16 | 21 | 26 | 24 | 27 |
| All other | 4 | 5 | 4 | 6 | 5 | 9 | 13 | 18 | 18 | 26 | 23 |
| Total | 120 | 122 | 131 | 150 | 170 | 193 | 215 | 236 | 254 | 274 | 275 |

Oregon wineries: Crush, by variety, 1999 - 2009

| Variety | 1999 | 2000 | 2001 | 2002 | 2003 | 2004 | 2005 | 2006 | 2007 | 2008 | 2009 |
|--------------------|---------------|---------------|---------------|---------------|---------------|---------------|---------------|---------------|---------------|---------------|---------------|
| | <i>Tons</i> | <i>Tons</i> | <i>Tons</i> | <i>Tons</i> | <i>Tons</i> | <i>Tons</i> | <i>Tons</i> | <i>Tons</i> | <i>Tons</i> | <i>Tons</i> | <i>Tons</i> |
| Cabernet Franc | - | - | 75 | 115 | 164 | 140 | 202 | 300 | 257 | 164 | 189 |
| Cabernet Sauvignon | 645 | 657 | 967 | 443 | 649 | 528 | 650 | 929 | 843 | 646 | 670 |
| Chardonnay | 3,098 | 2,764 | 2,795 | 2,277 | 1,893 | 1,441 | 1,568 | 2,445 | 2,076 | 1,558 | 2,103 |
| Gewurztraminer | 265 | 333 | 421 | 432 | 408 | 239 | 253 | 418 | 429 | 391 | 432 |
| Merlot | 703 | 984 | 1,210 | 979 | 789 | 627 | 674 | 966 | 990 | 762 | 686 |
| Muller Thurgau | 399 | 488 | 386 | 324 | 263 | 255 | 319 | 423 | 384 | 287 | 151 |
| Pinot Blanc | 176 | 182 | 341 | 364 | 390 | 351 | 390 | 630 | 575 | 402 | 660 |
| Pinot Gris | 2,410 | 2,917 | 3,558 | 4,058 | 4,689 | 3,681 | 4,317 | 5,539 | 6,244 | 5,796 | 7,385 |
| Pinot Noir | 6,628 | 7,242 | 9,901 | 9,462 | 10,072 | 8,964 | 12,086 | 17,492 | 20,317 | 18,174 | 20,317 |
| Sauvignon Blanc | 119 | 105 | 96 | 89 | 92 | 84 | 49 | 108 | 102 | 91 | 88 |
| Semillon | 28 | 23 | 20 | 19 | 51 | 22 | - | - | - | - | - |
| Syrah | 31 | 109 | 221 | 358 | 424 | 400 | 606 | 869 | 842 | 913 | 909 |
| Tempranillo | - | - | - | - | - | 71 | 135 | 162 | 186 | 219 | 252 |
| Viognier | - | - | - | - | - | 91 | 194 | 259 | 386 | 307 | 299 |
| White Riesling | 1,219 | 1,143 | 1,192 | 879 | 1,109 | 1,013 | 1,000 | 1,304 | 1,550 | 1,494 | 1,362 |
| Zinfandel | 117 | 137 | 86 | 59 | 77 | 75 | 130 | 142 | 159 | 125 | 70 |
| All others | 685 | 579 | 969 | 1,047 | 790 | 638 | 877 | 1,314 | 1,660 | 1,271 | 1,410 |
| Total | 16,523 | 17,663 | 22,163 | 20,905 | 21,860 | 18,620 | 23,450 | 33,300 | 37,000 | 32,600 | 37,000 |

Oregon wineries: Sales, by variety, 1999 - 2009

| Variety | 1999 | 2000 | 2001 | 2002 | 2003 | 2004 | 2005 | 2006 | 2007 | 2008 | 2009 |
|----------------------|----------------|----------------|------------------|------------------|------------------|------------------|------------------|------------------|------------------|------------------|------------------|
| | <i>Cases</i> | <i>Cases</i> | <i>Cases</i> | <i>Cases</i> | <i>Cases</i> | <i>Cases</i> | <i>Cases</i> | <i>Cases</i> | <i>Cases</i> | <i>Cases</i> | <i>Cases</i> |
| Cabernet Sauvignon | 21,885 | 16,667 | 19,308 | 17,159 | 18,726 | 16,193 | 24,277 | 19,902 | 17,716 | 18,992 | 23,548 |
| Chardonnay | 139,336 | 172,205 | 181,477 | 141,810 | 142,070 | 160,583 | 136,211 | 96,435 | 83,944 | 80,927 | 74,663 |
| Merlot | 29,199 | 33,090 | 37,784 | 31,200 | 41,646 | 44,385 | 43,777 | 36,482 | 26,259 | 19,607 | 19,786 |
| Pinot Gris | 83,889 | 154,291 | 144,067 | 172,709 | 222,300 | 241,527 | 267,772 | 278,434 | 310,231 | 324,912 | 337,324 |
| Pinot Noir | 278,437 | 352,789 | 427,849 | 447,715 | 527,796 | 540,250 | 782,836 | 810,950 | 854,536 | 882,056 | 842,721 |
| White Riesling | 89,887 | 101,625 | 90,749 | 81,484 | 46,123 | 59,323 | 77,902 | 74,254 | 72,745 | 89,255 | 90,042 |
| All other still wine | 118,970 | 141,831 | 164,724 | 166,738 | 184,423 | 207,700 | 236,540 | 294,693 | 330,375 | 320,446 | 258,397 |
| All sparkling wine | 16,287 | 19,272 | 16,100 | 14,362 | 16,002 | 16,167 | 22,015 | 17,458 | 15,726 | 12,087 | 14,313 |
| Total | 777,890 | 991,770 | 1,082,058 | 1,073,177 | 1,199,086 | 1,286,128 | 1,591,330 | 1,628,608 | 1,711,532 | 1,748,282 | 1,660,202 |

Report provided by:

USDA, NASS, Oregon Field Office
 Chris Mertz, Director
 Kathryn Williams, Agricultural Statistician
 Ann Clemon, Statistical Assistant

Cooperating with:

Oregon Wine Board
 Oregon Wine Growers Association
 Oregon Department of Agriculture