

2-1-2002

# 2001 Oregon Vineyard and Winery Report

Oregon Agricultural Statistics Service

Bruce Eklund

Laura Burgess

Ronald F. Kriesel

Follow this and additional works at: [http://digitalcommons.linfield.edu/owha\\_owb](http://digitalcommons.linfield.edu/owha_owb)



Part of the [Viticulture and Oenology Commons](#)

---

## Recommended Citation

Oregon Agricultural Statistics Service; Eklund, Bruce; Burgess, Laura; and Kriesel, Ronald F., "2001 Oregon Vineyard and Winery Report" (2002). *Oregon Wine Board Documents*. Report. Submission 13.  
[http://digitalcommons.linfield.edu/owha\\_owb/13](http://digitalcommons.linfield.edu/owha_owb/13)

This Report is brought to you for free via open access, courtesy of DigitalCommons@Linfield. For more information, please contact [digitalcommons@linfield.edu](mailto:digitalcommons@linfield.edu).

# 2001 OREGON VINEYARD AND WINERY REPORT

February, 2002

Frequency: Annual

The number of vineyards and wineries continued to grow in 2001. There were a record 8,800 vineyard acres harvested with 22,800 tons of wine grapes produced. All wine grape price rose to \$1,480 per ton. There were 131 wineries that crushed 22,163 tons of wine grapes. Cooperage capacity increased in 2001 to 5,542,000 gallons. Wineries reported unfilled grape needs of 19.2 tons, down 92 percent from 2000. Funding for this survey was provided by the Oregon Wine Advisory Board.

## Wine Grapes: Acreage, yield, production, price and value, by variety, Oregon, 2000-2001

| Variety                    | All planted acreage |               | Harvested acreage |              | Yield per harvested acre |             | Production    |               | Price per ton  |                | Value of production    |               |
|----------------------------|---------------------|---------------|-------------------|--------------|--------------------------|-------------|---------------|---------------|----------------|----------------|------------------------|---------------|
|                            | 2000                | 2001          | 2000              | 2001         | 2000                     | 2001        | 2000          | 2001          | 2000           | 2001           | 2000                   | 2001          |
|                            | <i>Acres</i>        | <i>Acres</i>  | <i>Acres</i>      | <i>Acres</i> | <i>Tons</i>              | <i>Tons</i> | <i>Tons</i>   | <i>Tons</i>   | <i>Dollars</i> | <i>Dollars</i> | <i>-1,000 Dollars-</i> |               |
| Cabernet Franc             | 71                  | 100           | 46                | 85           | 2.24                     | 2.84        | 103           | 242           | 1,560          | 1,510          | 161                    | 365           |
| Cabernet Sauvignon         | 472                 | 444           | 373               | 376          | 2.62                     | 2.51        | 977           | 943           | 1,420          | 1,410          | 1,387                  | 1,330         |
| Chardonnay                 | 1,306               | 1,166         | 1,125             | 977          | 2.53                     | 2.89        | 2,846         | 2,825         | 1,000          | 1,000          | 2,846                  | 2,825         |
| Gewurztraminer             | 182                 | 208           | 159               | 170          | 1.97                     | 2.98        | 314           | 507           | 910            | 970            | 286                    | 492           |
| Merlot                     | 624                 | 570           | 433               | 461          | 2.42                     | 2.51        | 1,047         | 1,157         | 1,460          | 1,450          | 1,529                  | 1,678         |
| Muller Thurgau             | 88                  | 99            | 80                | 82           | 4.23                     | 3.11        | 338           | 255           | 740            | 870            | 250                    | 222           |
| Pinot Blanc                | 119                 | 123           | 97                | 116          | 2.31                     | 2.72        | 224           | 316           | 1,470          | 1,420          | 329                    | 449           |
| Pinot Gris                 | 1,442               | 1,467         | 1,269             | 1,356        | 2.45                     | 2.91        | 3,109         | 3,946         | 1,300          | 1,200          | 4,042                  | 4,735         |
| Pinot Noir                 | 4,834               | 5,536         | 3,447             | 4,061        | 1.98                     | 2.23        | 6,812         | 9,072         | 1,830          | 1,990          | 12,466                 | 18,053        |
| Sauvignon Blanc            | 85                  | 67            | 78                | 63           | 2.05                     | 2.45        | 160           | 155           | 1,000          | 920            | 160                    | 143           |
| Semillon                   | 57                  | 60            | 53                | 57           | 1.87                     | 3.47        | 99            | 197           | 1,010          | 950            | 100                    | 187           |
| Syrah                      | 165                 | 251           | 80                | 147          | 2.36                     | 2.45        | 189           | 361           | 1,720          | 1,650          | 325                    | 596           |
| White Riesling             | 604                 | 572           | 550               | 518          | 2.78                     | 3.93        | 1,529         | 2,034         | 750            | 800            | 1,147                  | 1,627         |
| Zinfandel                  | 68                  | 64            | 61                | 53           | 3.46                     | 2.26        | 211           | 120           | 1,570          | 1,670          | 331                    | 200           |
| All others                 | 383                 | 373           | 249               | 278          | 2.58                     | 2.42        | 642           | 670           | 1,050          | 1,080          | 674                    | 724           |
| <b>Total <sup>1/</sup></b> | <b>10,500</b>       | <b>11,100</b> | <b>8,100</b>      | <b>8,800</b> | <b>2.30</b>              | <b>2.60</b> | <b>18,600</b> | <b>22,800</b> | <b>1,400</b>   | <b>1,480</b>   | <b>26,040</b>          | <b>33,744</b> |

<sup>1/</sup> Totals may not add due to rounding.

## Wine Grapes: Vineyards, acreage, yield and production, by county, Oregon, 2000-2001

| County       | Number of Vineyards |               | All planted acreage |               | Harvested acreage |              | Yield per harvested acre |             | Production    |               |
|--------------|---------------------|---------------|---------------------|---------------|-------------------|--------------|--------------------------|-------------|---------------|---------------|
|              | 2000                | 2001          | 2000                | 2001          | 2000              | 2001         | 2000                     | 2001        | 2000          | 2001          |
|              | <i>Number</i>       | <i>Number</i> | <i>Acres</i>        | <i>Acres</i>  | <i>Acres</i>      | <i>Acres</i> | <i>Tons</i>              | <i>Tons</i> | <i>Tons</i>   | <i>Tons</i>   |
| Benton       | 25                  | 27            | 311                 | 406           | 218               | 302          | 1.95                     | 2.26        | 425           | 683           |
| Clackamas    | 25                  | 23            | 251                 | 229           | 161               | 199          | 2.76                     | 2.77        | 444           | 550           |
| Douglas      | 36                  | 36            | 618                 | 663           | 470               | 509          | 2.80                     | 2.66        | 1,316         | 1,353         |
| Hood River   | 11                  | 10            | 137                 | 108           | 67                | 82           | 2.46                     | 2.42        | 165           | 199           |
| Jackson      | 50                  | 55            | 870                 | 908           | 534               | 673          | 2.59                     | 2.47        | 1,383         | 1,662         |
| Josephine    | 28                  | 29            | 464                 | 468           | 289               | 352          | 2.53                     | 2.56        | 731           | 904           |
| Lane         | 32                  | 38            | 658                 | 747           | 628               | 689          | 2.31                     | 2.20        | 1,450         | 1,519         |
| Linn         | 8                   | 7             | 75                  | 62            | 59                | 53           | 1.58                     | 1.72        | 93            | 91            |
| Marion       | 21                  | 25            | 590                 | 661           | 546               | 617          | 2.15                     | 2.72        | 1,174         | 1,680         |
| Polk         | 46                  | 51            | 1,322               | 1,407         | 947               | 1,098        | 2.04                     | 2.29        | 1,932         | 2,509         |
| Umatilla     | 10                  | 8             | 367                 | 272           | 323               | 257          | 2.58                     | 3.35        | 833           | 860           |
| Wasco        | 10                  | 10            | 121                 | 133           | 102               | 108          | 2.95                     | 2.60        | 301           | 280           |
| Washington   | 54                  | 59            | 1,163               | 1,270         | 971               | 1,064        | 2.07                     | 2.68        | 2,010         | 2,848         |
| Yamhill      | 112                 | 131           | 3,252               | 3,463         | 2,510             | 2,517        | 2.23                     | 2.59        | 5,597         | 6,507         |
| All others   | 12                  | 11            | 301                 | 303           | 275               | 280          | 2.71                     | 4.12        | 746           | 1,155         |
| <b>Total</b> | <b>480</b>          | <b>520</b>    | <b>10,500</b>       | <b>11,100</b> | <b>8,100</b>      | <b>8,800</b> | <b>2.30</b>              | <b>2.60</b> | <b>18,600</b> | <b>22,800</b> |

**Wine grapes: Acreage, yield and production, by Oregon appellation, 2001 <sup>1/</sup>**

| Appellation                                      | All planted acreage | Harvested acreage | New plantings | Yield per harvested acre | Production    |
|--|---------------------|-------------------|---------------|--------------------------|---------------|
|  | <i>Acres</i>        | <i>Acres</i>      | <i>Acres</i>  | <i>Tons</i>              | <i>Tons</i>   |
| Applegate Valley                                 | 282                 | 236               | 8             | 2.23                     | 530           |
| Columbia River Valley , Walla Walla and at large | 775                 | 693               | 15            | 3.67                     | 2,541         |
| North Willamette Valley                          | 6,695               | 5,330             | 467           | 2.54                     | 13,522        |
| Rogue Valley                                     | 1,096               | 797               | 56            | 3.41                     | 2,717         |
| South Willamette Valley                          | 1,591               | 1,235             | 47            | 1.73                     | 2,136         |
| Umpqua Valley                                    | 661                 | 509               | 15            | 2.66                     | 1,354         |
| <b>Total</b>                                     | <b>11,100</b>       | <b>8,800</b>      | <b>608</b>    | <b>2.60</b>              | <b>22,800</b> |

<sup>1/</sup> See <http://www.oregonwine.org> for appellation descriptions.

**Wine grapes: Planted acreage, by variety and area, Oregon, 2001 and 2000 totals**

| Area                         | Cabernet Sauvignon | Char-donnay  | Gewurz-traminer | Merlot       | Pinot Blanc  | Pinot Gris   | Pinot Noir   | Syrah        | White Riesling | All others   | All varieties |               |
|------------------------------|--------------------|--------------|-----------------|--------------|--------------|--------------|--------------|--------------|----------------|--------------|---------------|---------------|
|                              |                    |              |                 |              |              |              |              |              |                |              | 2001          | 2000          |
|                              | <i>Acres</i>       | <i>Acres</i> | <i>Acres</i>    | <i>Acres</i> | <i>Acres</i> | <i>Acres</i> | <i>Acres</i> | <i>Acres</i> | <i>Acres</i>   | <i>Acres</i> | <i>Acres</i>  | <i>Acres</i>  |
| Benton Co.                   | 6                  | 24           | 8               | 1            | 1            | 46           | 260          | 6            | 12             | 42           | 406           | 311           |
| Douglas Co.                  | 51                 | 84           | 19              | 32           | 2            | 57           | 193          | 24           | 62             | 139          | 663           | 618           |
| Jackson Co.                  | 152                | 94           | 10              | 330          | 5            | 48           | 23           | 96           | 10             | 140          | 908           | 870           |
| Josephine Co.                | 14                 | 64           | 24              | 33           | 4            | 70           | 201          | 7            | 21             | 30           | 468           | 464           |
| Lane Co.                     | 3                  | 77           | 13              | 1            | 1            | 222          | 329          | 1            | 55             | 45           | 747           | 658           |
| Marion Co.                   | 18                 | 83           | 24              | 19           | 4            | 164          | 288          | 30           | 18             | 13           | 661           | 590           |
| Polk Co.                     | 3                  | 171          | 11              | --           | 18           | 211          | 889          | --           | 27             | 77           | 1,407         | 1,322         |
| Washington Co.               | 4                  | 142          | 33              | --           | 19           | 218          | 676          | 3            | 106            | 69           | 1,270         | 1,163         |
| Yamhill Co.                  | 1                  | 346          | 10              | 1            | 68           | 338          | 2,493        | 9            | 74             | 123          | 3,463         | 3,252         |
| Other Valley <sup>1/</sup>   | 5                  | 50           | 25              | 3            | 1            | 63           | 133          | 3            | 28             | 11           | 322           | 380           |
| Columbia River <sup>2/</sup> | 187                | 31           | 31              | 150          | --           | 30           | 51           | 72           | 159            | 74           | 785           | 872           |
| <b>Total, 2001</b>           | <b>444</b>         | <b>1,166</b> | <b>208</b>      | <b>570</b>   | <b>123</b>   | <b>1,467</b> | <b>5,536</b> | <b>251</b>   | <b>572</b>     | <b>763</b>   | <b>11,100</b> | <b>--</b>     |
| <b>Total, 2000</b>           | <b>472</b>         | <b>1,306</b> | <b>182</b>      | <b>624</b>   | <b>119</b>   | <b>1,442</b> | <b>4,834</b> | <b>165</b>   | <b>604</b>     | <b>752</b>   | <b>--</b>     | <b>10,500</b> |

<sup>1/</sup> Clackamas, Linn and Multnomah counties. <sup>2/</sup> Gilliam, Grant, Hood River, Morrow, Sherman, Umatilla and Wasco counties.

**Wine Grapes: Harvested acreage, by variety and area, Oregon, 2001 and 2000 totals**

| Area                         | Cabernet Sauvignon | Char-donnay  | Gewurz-traminer | Merlot       | Pinot Blanc  | Pinot Gris   | Pinot Noir   | Syrah        | White Riesling | All others   | All varieties |              |
|------------------------------|--------------------|--------------|-----------------|--------------|--------------|--------------|--------------|--------------|----------------|--------------|---------------|--------------|
|                              |                    |              |                 |              |              |              |              |              |                |              | 2001          | 2000         |
|                              | <i>Acres</i>       | <i>Acres</i> | <i>Acres</i>    | <i>Acres</i> | <i>Acres</i> | <i>Acres</i> | <i>Acres</i> | <i>Acres</i> | <i>Acres</i>   | <i>Acres</i> | <i>Acres</i>  | <i>Acres</i> |
| Benton Co.                   | 6                  | 24           | 1               | 1            | 1            | 42           | 176          | 6            | 12             | 33           | 302           | 218          |
| Douglas Co.                  | 42                 | 53           | 17              | 29           | 2            | 50           | 180          | 8            | 47             | 81           | 509           | 470          |
| Jackson Co.                  | 111                | 83           | 9               | 247          | 4            | 40           | 14           | 35           | 10             | 120          | 673           | 534          |
| Josephine Co.                | 10                 | 52           | 19              | 10           | 4            | 56           | 163          | --           | 21             | 17           | 352           | 289          |
| Lane Co.                     | 3                  | 77           | 13              | 1            | 1            | 222          | 272          | --           | 55             | 45           | 689           | 628          |
| Marion Co.                   | 17                 | 77           | 23              | 19           | 2            | 151          | 267          | 30           | 18             | 13           | 617           | 546          |
| Polk Co.                     | 3                  | 121          | 10              | --           | 17           | 194          | 655          | --           | 27             | 71           | 1,098         | 947          |
| Washington Co.               | 3                  | 122          | 25              | --           | 19           | 218          | 544          | --           | 95             | 38           | 1,064         | 971          |
| Yamhill Co.                  | --                 | 292          | 9               | 1            | 65           | 323          | 1,652        | 2            | 58             | 115          | 2,517         | 2,510        |
| Other Valley <sup>1/</sup>   | 5                  | 50           | 18              | 3            | 1            | 49           | 105          | 3            | 24             | 11           | 269           | 262          |
| Columbia River <sup>2/</sup> | 176                | 26           | 26              | 150          | --           | 11           | 33           | 63           | 151            | 74           | 710           | 725          |
| <b>Total, 2001</b>           | <b>376</b>         | <b>977</b>   | <b>170</b>      | <b>461</b>   | <b>116</b>   | <b>1,356</b> | <b>4,061</b> | <b>147</b>   | <b>518</b>     | <b>618</b>   | <b>8,800</b>  | <b>--</b>    |
| <b>Total, 2000</b>           | <b>373</b>         | <b>1,125</b> | <b>159</b>      | <b>433</b>   | <b>97</b>    | <b>1,269</b> | <b>3,447</b> | <b>80</b>    | <b>550</b>     | <b>567</b>   | <b>--</b>     | <b>8,100</b> |

<sup>1/</sup> Clackamas, Linn and Multnomah counties. <sup>2/</sup> Gilliam, Grant, Hood River, Morrow, Sherman, Umatilla and Wasco counties.

**Wine grapes: Production, by variety and area, Oregon, 2001 and 2000 totals**

| Area                         | Cabernet Sauvignon | Char-donnay | Gewurz-traminer | Merlot      | Pinot Blanc | Pinot Gris  | Pinot Noir  | Syrah       | White Riesling | All others  | All varieties |             |
|------------------------------|--------------------|-------------|-----------------|-------------|-------------|-------------|-------------|-------------|----------------|-------------|---------------|-------------|
|                              |                    |             |                 |             |             |             |             |             |                |             | 2001          | 2000        |
|                              | <i>Tons</i>        | <i>Tons</i> | <i>Tons</i>     | <i>Tons</i> | <i>Tons</i> | <i>Tons</i> | <i>Tons</i> | <i>Tons</i> | <i>Tons</i>    | <i>Tons</i> | <i>Tons</i>   | <i>Tons</i> |
| Benton Co.                   | 10                 | 77          | 4               | 2           | 1           | 160         | 369         | 7           | 29             | 24          | 683           | 425         |
| Douglas Co.                  | 68                 | 161         | 65              | 96          | 6           | 181         | 440         | 19          | 160            | 157         | 1,353         | 1,316       |
| Jackson Co.                  | 260                | 292         | 24              | 597         | 14          | 154         | 38          | 81          | 27             | 175         | 1,662         | 1,383       |
| Josephine Co.                | 19                 | 148         | 62              | 20          | 10          | 162         | 361         | --          | 67             | 55          | 904           | 731         |
| Lane Co.                     | 9                  | 209         | 14              | 2           | 2           | 479         | 561         | --          | 168            | 75          | 1,519         | 1,450       |
| Marion Co.                   | 60                 | 288         | 92              | 41          | 7           | 416         | 575         | 60          | 78             | 63          | 1,680         | 1,174       |
| Polk Co.                     | 6                  | 293         | 23              | --          | 50          | 515         | 1,453       | --          | 94             | 75          | 2,509         | 1,932       |
| Washington Co.               | 8                  | 314         | 63              | --          | 34          | 685         | 1,284       | --          | 317            | 143         | 2,848         | 2,010       |
| Yamhill Co.                  | --                 | 888         | 28              | 1           | 189         | 1,010       | 3,754       | 5           | 258            | 374         | 6,507         | 5,597       |
| Other Valley <sup>1/</sup>   | 18                 | 93          | 26              | 12          | 3           | 157         | 159         | 4           | 66             | 42          | 580           | 406         |
| Columbia River <sup>2/</sup> | 485                | 62          | 106             | 386         | --          | 27          | 78          | 185         | 770            | 456         | 2,555         | 2,176       |
| Total, 2001                  | 943                | 2,825       | 507             | 1,157       | 316         | 3,946       | 9,072       | 361         | 2,034          | 1,639       | 22,800        | --          |
| Total, 2000                  | 977                | 2,846       | 314             | 1,047       | 224         | 3,109       | 6,812       | 189         | 1,529          | 1,553       | --            | 18,600      |

<sup>1/</sup> Clackamas, Linn and Multnomah counties. <sup>2/</sup> Gilliam, Grant, Hood River, Morrow, Sherman, Umatilla and Wasco counties.

**Wine grapes: Acreage changes and fruit not used or lost, as reported, by variety, Oregon, 2001 and 2000 totals**

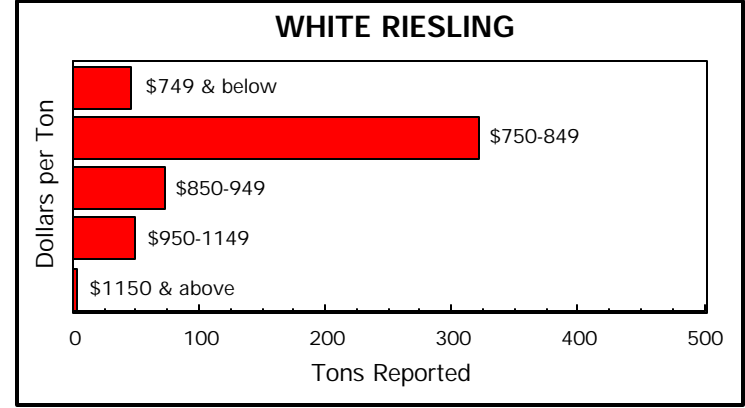
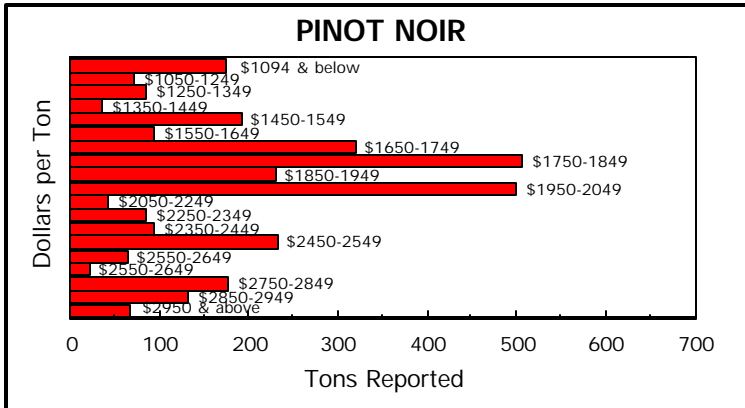
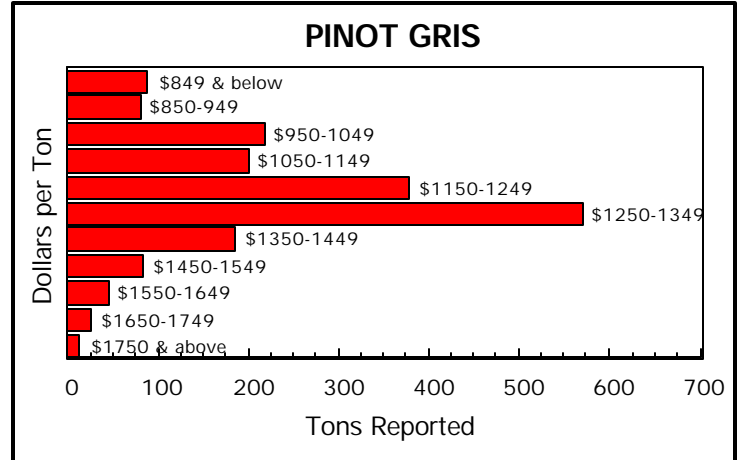
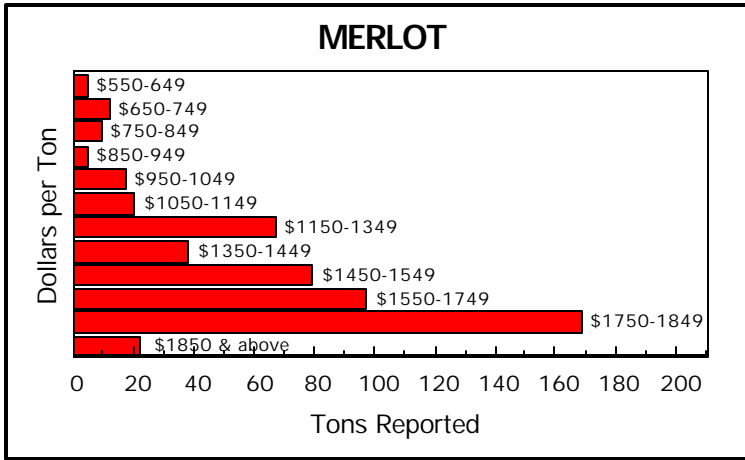
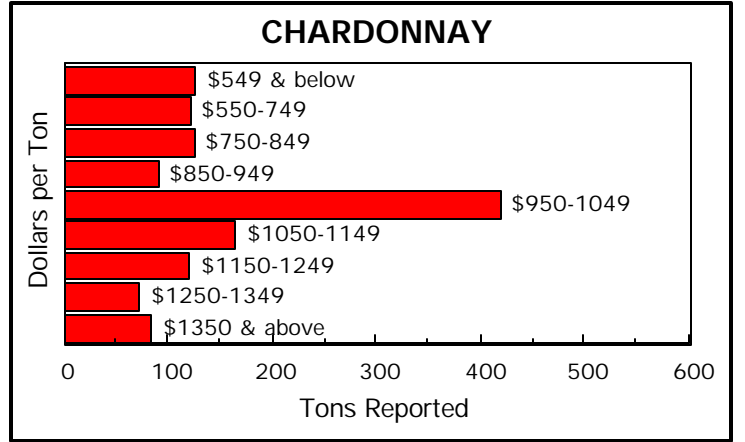
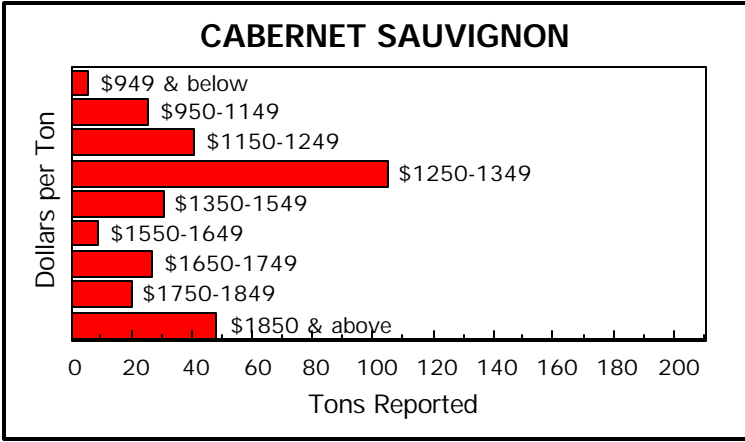
| Variety         | New plantings | Removals     | Harvested but not utilized | Not harvested | Fruit losses |             |             |             |
|-----------------|---------------|--------------|----------------------------|---------------|--------------|-------------|-------------|-------------|
|                 |               |              |                            |               | To animals   | To disease  | To frost    | All losses  |
|                 | <i>Acres</i>  | <i>Acres</i> | <i>Tons</i>                | <i>Tons</i>   | <i>Tons</i>  | <i>Tons</i> | <i>Tons</i> | <i>Tons</i> |
| Cabernet Franc  | 1             | --           | --                         | 8             | 6            | --          | --          | 6           |
| Cabernet        | 11            | 11           | --                         | 60            | 7            | --          | 2           | 9           |
| Chardonnay      | 7             | 110          | 9                          | 433           | 38           | 20          | 16          | 74          |
| Gewurztraminer  | 4             | 3            | --                         | 41            | 11           | 7           | 6           | 24          |
| Merlot          | 6             | 1            | 4                          | 11            | 16           | --          | 2           | 18          |
| Muller Thurgau  | 6             | --           | --                         | 115           | 2            | 3           | --          | 5           |
| Pinot Blanc     | 2             | --           | 1                          | 8             | 1            | 1           | --          | 2           |
| Pinot Gris      | 17            | 18           | 47                         | 76            | 24           | 13          | 22          | 59          |
| Pinot Noir      | 516           | 163          | 79                         | 51            | 47           | 47          | 19          | 113         |
| Sauvignon Blanc | --            | 11           | --                         | 4             | 1            | --          | --          | 1           |
| Semillon        | --            | --           | --                         | 3             | --           | --          | --          | --          |
| Syrah           | 24            | --           | --                         | 1             | 8            | 4           | 3           | --          |
| White Riesling  | 2             | 46           | 8                          | 113           | 8            | 10          | 16          | 34          |
| Zinfandel       | --            | --           | --                         | 82            | --           | --          | --          | --          |
| All others      | 12            | 4            | 5                          | 36            | 14           | 5           | 4           | 23          |
| Total, 2001     | 608           | 367          | 153                        | 1,042         | 183          | 110         | 90          | 368         |
| Total, 2000     | 758           | 199          | 65                         | 173           | 123          | 176         | 949         | 1,248       |

**Wine grapes: Use or sales, by destination and variety, Oregon, 2001 and 2000 totals**

| Variety            | Estate, home use, and not utilized | Oregon | Washington | Other states and foreign countries <sup>1/</sup> | All uses |
|--------------------|------------------------------------|--------|------------|--|----------|
|                    |                                    |        |            |  |          |
| Cabernet Franc     | 122                                | 99     | 21         | --   | 242      |
| Cabernet Sauvignon | 250                                | 328    | 365        | --   | 943      |
| Chardonnay         | 1,199                              | 1,568  | 50         | 8  | 2,825    |
| Gewurztraminer     | 368                                | 119    | --         | 20   | 507      |
| Merlot             | 302                                | 556    | 293        | 6  | 1,157    |
| Muller Thurgau     | 143                                | 113    | --         | --   | 255      |
| Pinot Blanc        | 183                                | 133    | --         | --   | 316      |
| Pinot Gris         | 1,649                              | 2,134  | 11         | 152  | 3,946    |
| Pinot Noir         | 4,608                              | 4,393  | 4          | 67   | 9,072    |
| Sauvignon Blanc    | 51                                 | 83     | 20         | --   | 155      |
| Semillon           | 166                                | 14     | 18         | --   | 197      |
| Syrah              | 90                                 | 133    | 137        | --   | 361      |
| White Riesling     | 1,474                              | 560    | --         | --   | 2,034    |
| Zinfandel          | 18                                 | 62     | 4          | 37   | 120      |
| All others         | 323                                | 297    | 49         | --   | 670      |
| Total, 2001        | 10,946                             | 10,592 | 972        | 290  | 22,800   |
| Total, 2000        | 5,572                              | 11,151 | 1,761      | 116  | 18,600   |

<sup>1/</sup> Includes unknown destinations outside Oregon.

**Wine Grapes: Distribution of prices, as reported by Oregon vineyards, 2001**



**Oregon vineyard rootstock, as reported, 2001**

|                             | Percent of Total |
|-----------------------------|------------------|
| <b>Self Rooted</b>          | 57.0             |
| <b>Phylloxera-Resistant</b> |                  |
| 101-14                      | 13.0             |
| 1616                        | 0.5              |
| 3309                        | 16.5             |
| 420 A                       | 0.8              |
| 44-53                       | 1.4              |
| 5 C                         | 1.5              |
| Riparia gloire              | 4.3              |
| SO 4                        | 2.4              |
| Other                       | 2.6              |
| <b>Total</b>                | 100.0            |



**Wineries: Number, crush, outshipments and cooperage, by area, Oregon, 2000 - 2001 <sup>1/</sup>**

| Area                                  | All wineries <sup>5/</sup> |            | Wineries crushing grapes |            | Wine grapes crushed |               | Crushed grapes shipped out of Oregon |            | Total cooperage |               |
|---------------------------------------|----------------------------|------------|--------------------------|------------|---------------------|---------------|--------------------------------------|------------|-----------------|---------------|
|                                       | 2000                       | 2001       | 2000                     | 2001       | 2000                | 2001          | 2000                                 | 2001       | 2000            | 2001          |
|                                       | Number                     | Number     | Number                   | Number     | Tons                | Tons          | Tons                                 | Tons       | 1,000 Gallons   | 1,000 Gallons |
| Douglas Co.                           | 8                          | 10         | 8                        | 7          | 681                 | 559           | --                                   | 7          | 209             | 269           |
| Lane Co.                              | 10                         | 12         | 9                        | 10         | 2,034               | 3,199         | 39                                   | 29         | 684             | 686           |
| Marion Co.                            | 6                          | 7          | 5                        | 6          | 1,415               | 2,004         | 75                                   | --         | 358             | 311           |
| Polk Co.                              | 16                         | 17         | 14                       | 14         | 2,341               | 2,988         | 68                                   | 23         | 691             | 650           |
| Washington Co.                        | 15                         | 15         | 13                       | 14         | 1,601               | 1,980         | --                                   | 35         | 452             | 600           |
| Yamhill Co.                           | 47                         | 55         | 40                       | 47         | 6,718               | 8,227         | 30                                   | 22         | 1,845           | 1,949         |
| Other Willamette Valley <sup>2/</sup> | 19                         | 21         | 18                       | 18         | 1,063               | 1,241         | --                                   | --         | 388             | 398           |
| Rogue Valley <sup>3/</sup>            | 12                         | 13         | 10                       | 11         | 1,645               | 1,796         | --                                   | --         | 552             | 624           |
| All others <sup>4/</sup>              | 6                          | 6          | 5                        | 4          | 165                 | 169           | --                                   | --         | 54              | 55            |
| <b>Total</b>                          | <b>139</b>                 | <b>156</b> | <b>122</b>               | <b>131</b> | <b>17,663</b>       | <b>22,163</b> | <b>212</b>                           | <b>116</b> | <b>5,233</b>    | <b>5,542</b>  |

<sup>1/</sup> Includes estimates for incomplete responses. <sup>2/</sup> Benton, Clackamas, Linn and Multnomah counties. <sup>3/</sup> Jackson and Josephine counties. <sup>4/</sup> Clatsop, Deschutes, Hood River, Tillamook and Umatilla counties. <sup>5/</sup> Includes Growers Sales Privilege License holders (issued by the OLCC).

**Wineries: Number, crush, outshipments and cooperage, by Oregon appellation, 2001 <sup>1/ 2/</sup>**

| Appellation                                     | All wineries <sup>3/</sup> | Wineries crushing grapes | Estate and Custom Crush | Wine grapes purchased | Total wine grapes crushed | Total cooperage |
|---|----------------------------|--------------------------|-------------------------|-----------------------|---------------------------|-----------------|
|   | Number                     | Number                   | Tons                    | Tons                  | Tons                      | 1,000 Gallons   |
| Applegate Valley                                | 6                          | 4                        | 115                     | 60                    | 175                       | 78              |
| Columbia River Valley, Walla Walla and at large | 6                          | 4                        | 137                     | 32                    | 169                       | 55              |
| North Willamette Valley                         | 107                        | 94                       | 9,475                   | 5,952                 | 15,426                    | 3,504           |
| Rogue Valley                                    | 7                          | 7                        | 674                     | 947                   | 1,621                     | 546             |
| South Willamette Valley                         | 20                         | 15                       | 2,369                   | 1,844                 | 4,213                     | 1,090           |
| Umpqua Valley                                   | 10                         | 7                        | 342                     | 216                   | 559                       | 269             |
| <b>Total</b>                                    | <b>156</b>                 | <b>131</b>               | <b>13,112</b>           | <b>9,051</b>          | <b>22,163</b>             | <b>5,542</b>    |

<sup>1/</sup> Includes estimates for incomplete responses. <sup>2/</sup> See <http://www.oregonwine.org> for appellation descriptions.

<sup>3/</sup> Includes Growers Sales Privilege License holders (issued by the OLCC).

**Wineries: Crush, by variety and area, 2001 and 2000 totals <sup>1/</sup>**

| Area                          | Cabernet Sauvignon | Char-donnay  | Gewurz-traminer | Merlot       | Muller Thurgau | Pinot Gris   | Pinot Noir   | Sauv-ignon Blanc | Syrah <sup>6/</sup> | White Riesling | All others   | All varieties |               |
|-------------------------------|--------------------|--------------|-----------------|--------------|----------------|--------------|--------------|------------------|---------------------|----------------|--------------|---------------|---------------|
|                               |                    |              |                 |              |                |              |              |                  |                     |                |              | 2001          | 2000          |
|                               | Tons               | Tons         | Tons            | Tons         | Tons           | Tons         | Tons         | Tons             | Tons                | Tons           | Tons         | Tons          | Tons          |
| Douglas Co.                   | 64                 | 66           | 20              | 60           | 18             | 33           | 193          | 5                | 13                  | 25             | 62           | 559           | 681           |
| Lane Co.                      | 425                | 579          | 45              | 29           | 2              | 588          | 1,057        | 8                | 16                  | 153            | 297          | 3,199         | 2,034         |
| Marion Co.                    | 29                 | 233          | 28              | 143          | 51             | 202          | 727          | 4                | 24                  | 295            | 268          | 2,004         | 1,415         |
| Polk Co.                      | 15                 | 454          | 42              | 37           | 41             | 625          | 1,533        | 25               | 17                  | 30             | 169          | 2,988         | 2,341         |
| Washington Co.                | 6                  | 202          | 49              | 15           | --             | 376          | 974          | --               | 10                  | 266            | 82           | 1,980         | 1,601         |
| Yamhill Co.                   | 154                | 884          | 108             | 427          | 233            | 1,414        | 4,396        | 25               | 72                  | 187            | 327          | 8,227         | 6,718         |
| Other Valley <sup>2/</sup>    | 73                 | 86           | 61              | 54           | 9              | 112          | 633          | 19               | 39                  | 116            | 39           | 1,241         | 1,063         |
| Rogue Valley <sup>3/</sup>    | 197                | 279          | 65              | 430          | 32             | 195          | 373          | 10               | 24                  | 90             | 101          | 1,796         | 1,645         |
| All others <sup>4/</sup>      | 4                  | 12           | 3               | 15           | --             | 13           | 15           | --               | 6                   | 30             | 71           | 169           | 165           |
| <b>Total, 2001</b>            | <b>967</b>         | <b>2,795</b> | <b>421</b>      | <b>1,210</b> | <b>386</b>     | <b>3,558</b> | <b>9,901</b> | <b>96</b>        | <b>221</b>          | <b>1,192</b>   | <b>1,416</b> | <b>22,163</b> | <b>--</b>     |
| <b>Total, 2000</b>            | <b>657</b>         | <b>2,764</b> | <b>333</b>      | <b>984</b>   | <b>488</b>     | <b>2,917</b> | <b>7,242</b> | <b>105</b>       | <b>--</b>           | <b>1,143</b>   | <b>1,030</b> | <b>--</b>     | <b>17,663</b> |
| Case equivalent <sup>5/</sup> | Cases              | Cases        | Cases           | Cases        | Cases          | Cases        | Cases        | Cases            | Cases               | Cases          | Cases        | Cases         | Cases         |
| 2001                          | 60,945             | 176,155      | 26,534          | 76,261       | 24,328         | 224,243      | 624,013      | 6,050            | 13,929              | 75,126         | 89,244       | 1,396,828     | --            |
| 2000                          | 41,408             | 174,202      | 20,987          | 62,017       | 30,756         | 183,845      | 456,429      | 6,618            | --                  | 72,038         | 64,916       | --            | 1,113,216     |

<sup>1/</sup> Includes estimates for incomplete responses. <sup>2/</sup> Benton, Clackamas, Linn and Multnomah counties. <sup>3/</sup> Jackson and Josephine counties. <sup>4/</sup> Clatsop, Deschutes, Hood River, Tillamook and Umatilla counties. <sup>5/</sup> Equivalent cases of wine production equals tons crushed times 150 gallons per ton divided by 2.38 cases per gallon.

<sup>6/</sup> Included in "All others" prior to 2001.

**Wineries: Crush, by type of acquisition and area, Oregon, 2001 and 2000 totals<sup>1/</sup>**

| Area                                  | Estate grown  | Purchased    | Custom crush | All crush, 2001 | All crush, 2000 |
|---------------------------------------|---------------|--------------|--------------|-----------------|-----------------|
|                                       | Tons          | Tons         | Tons         | Tons            | Tons            |
| Douglas Co.                           | 298           | 216          | 45           | 559             | 681             |
| Lane Co.                              | 1,181         | 1,696        | 322          | 3,199           | 2,034           |
| Marion Co.                            | 921           | 929          | 154          | 2,004           | 1,415           |
| Polk Co.                              | 1,141         | 680          | 1,167        | 2,988           | 2,341           |
| Washington Co.                        | 1,239         | 707          | 34           | 1,980           | 1,601           |
| Yamhill Co.                           | 4,757         | 3,076        | 394          | 8,227           | 6,718           |
| Other Willamette Valley <sup>2/</sup> | 517           | 708          | 16           | 1,241           | 1,063           |
| Rogue Valley <sup>3/</sup>            | 776           | 1,007        | 13           | 1,796           | 1,645           |
| All others <sup>4/</sup>              | 137           | 32           | --           | 169             | 165             |
| <b>Total, 2001</b>                    | <b>10,967</b> | <b>9,051</b> | <b>2,145</b> | <b>22,163</b>   | <b>--</b>       |
| <b>Total, 2000</b>                    | <b>8,470</b>  | <b>7,934</b> | <b>1,259</b> | <b>--</b>       | <b>17,663</b>   |

<sup>1/</sup> Includes estimates for incomplete responses. <sup>2/</sup> Benton, Clackamas, Linn and Multnomah counties.

<sup>3/</sup> Jackson and Josephine counties. <sup>4/</sup> Clatsop, Deschutes, Hood River, Tillamook and Umatilla counties.

**Wineries: Crush, by origin and variety, Oregon, 2000 - 2001<sup>1/</sup>**

| Variety                      | Oregon       |               |                    |               |                  |               | Grown in other states |            | All crush     |               |
|------------------------------|--------------|---------------|--------------------|---------------|------------------|---------------|-----------------------|------------|---------------|---------------|
|                              | Estate grown |               | Other Oregon grown |               | All Oregon grown |               | 2000                  | 2001       | 2000          | 2001          |
|                              | 2000         | 2001          | 2000               | 2001          | 2000             | 2001          |                       |            |               |               |
|                              | Tons         | Tons          | Tons               | Tons          | Tons             | Tons          | Tons                  | Tons       | Tons          | Tons          |
| Cabernet Franc <sup>2/</sup> | --           | 6             | --                 | 57            | --               | 63            | --                    | 12         | --            | 75            |
| Cabernet Sauvignon           | 259          | 413           | 331                | 495           | 590              | 908           | 67                    | 59         | 657           | 967           |
| Chardonnay                   | 1,111        | 1,277         | 1,645              | 1,510         | 2,756            | 2,787         | 8                     | 8          | 2,764         | 2,795         |
| Gewurztraminer               | 233          | 297           | 100                | 122           | 333              | 419           | --                    | 2          | 333           | 421           |
| Merlot                       | 486          | 584           | 432                | 588           | 918              | 1,172         | 66                    | 38         | 984           | 1,210         |
| Muller Thurgau               | 304          | 246           | 184                | 140           | 488              | 386           | --                    | --         | 488           | 386           |
| Pinot Blanc                  | 114          | 241           | 68                 | 100           | 182              | 341           | --                    | --         | 182           | 341           |
| Pinot Gris                   | 1,196        | 1,644         | 1,717              | 1,914         | 2,913            | 3,558         | 4                     | --         | 2,917         | 3,558         |
| Pinot Noir                   | 3,819        | 5,096         | 3,423              | 4,805         | 7,242            | 9,901         | --                    | --         | 7,242         | 9,901         |
| Sauvignon Blanc              | 27           | 18            | 78                 | 78            | 105              | 96            | --                    | --         | 105           | 96            |
| Semillon                     | 3            | 6             | 20                 | 14            | 23               | 20            | --                    | --         | 23            | 20            |
| Syrah                        | 13           | 31            | 52                 | 146           | 65               | 177           | 44                    | 44         | 109           | 221           |
| White Riesling               | 568          | 561           | 575                | 631           | 1,143            | 1,192         | --                    | --         | 1,143         | 1,192         |
| Zinfandel                    | 11           | 17            | 126                | 42            | 137              | 59            | --                    | 27         | 137           | 86            |
| All others                   | 260          | 530           | 302                | 330           | 562              | 860           | 17                    | 34         | 579           | 894           |
| <b>Total</b>                 | <b>8,404</b> | <b>10,967</b> | <b>9,053</b>       | <b>10,972</b> | <b>17,457</b>    | <b>21,939</b> | <b>206</b>            | <b>224</b> | <b>17,663</b> | <b>22,163</b> |

<sup>1/</sup> Includes estimates for incomplete responses. <sup>2/</sup> Included in "All others" prior to 2001.

**Wineries: Crush, by variety, still versus sparkling, Oregon, 2000 - 2001<sup>1/</sup>**

| Variety                      | Still wines   |               | Sparkling wines |            | All Uses      |               |
|------------------------------|---------------|---------------|-----------------|------------|---------------|---------------|
|                              | 2000          | 2001          | 2000            | 2001       | 2000          | 2001          |
|                              | Tons          | Tons          | Tons            | Tons       | Tons          | Tons          |
| Cabernet Franc <sup>2/</sup> | --            | 75            | --              | --         | --            | 75            |
| Cabernet Sauvignon           | 657           | 967           | --              | --         | 657           | 967           |
| Chardonnay                   | 2,523         | 2,567         | 241             | 228        | 2,764         | 2,795         |
| Gewurztraminer               | 333           | 421           | --              | --         | 333           | 421           |
| Merlot                       | 984           | 1,210         | --              | --         | 984           | 1,210         |
| Muller Thurgau               | 488           | 386           | --              | --         | 488           | 386           |
| Pinot Blanc                  | 182           | 341           | --              | --         | 182           | 341           |
| Pinot Gris                   | 2,917         | 3,558         | --              | --         | 2,917         | 3,558         |
| Pinot Noir                   | 7,138         | 9,716         | 104             | 185        | 7,242         | 9,901         |
| Sauvignon Blanc              | 105           | 96            | --              | --         | 105           | 96            |
| Semillon                     | 23            | 20            | --              | --         | 23            | 20            |
| Syrah                        | 109           | 221           | --              | --         | 109           | 221           |
| White Riesling               | 1,138         | 1,151         | 5               | 41         | 1,143         | 1,192         |
| Zinfandel                    | 137           | 86            | --              | --         | 137           | 86            |
| All Others                   | 566           | 887           | 13              | 7          | 579           | 894           |
| <b>Total</b>                 | <b>17,300</b> | <b>21,702</b> | <b>363</b>      | <b>461</b> | <b>17,663</b> | <b>22,163</b> |

<sup>1/</sup> Includes estimates for incomplete responses. <sup>2/</sup> Included in "All others" prior to 2001.

**Wineries: Inventory, by vintage, variety and wine type, Oregon, January 1, 2001 and 2002** <sup>1/ 2/</sup>

| Variety and wine type            | January 1, 2001  |                           |                  |                | January 1, 2002  |                           |                  |                |
|----------------------------------|------------------|---------------------------|------------------|----------------|------------------|---------------------------|------------------|----------------|
|                                  | 1999 vintage     | 1998 and earlier vintages | All vintages     | Share of total | 2000 vintage     | 1999 and earlier vintages | All vintages     | Share of total |
|                                  | Cases            | Cases                     | Cases            | Percent        | Cases            | Cases                     | Cases            | Percent        |
| Cabernet Sauvignon               | 26,675           | 70,685                    | 97,360           | 6.6            | 27,141           | 69,830                    | 96,971           | 6.5            |
| Chardonnay                       | 122,924          | 156,230                   | 279,154          | 18.7           | 110,287          | 143,808                   | 254,095          | 17.0           |
| Gewurztraminer                   | 9,240            | 10,003                    | 19,243           | 1.3            | 7,553            | 11,174                    | 18,727           | 1.3            |
| Merlot                           | 34,911           | 39,175                    | 74,086           | 5.0            | 49,864           | 46,045                    | 95,909           | 6.4            |
| Muller Thurgau                   | 11,465           | 2,341                     | 13,806           | 0.9            | 9,150            | 2,629                     | 11,779           | 0.8            |
| Pinot Blanc                      | 4,313            | 11,461                    | 15,774           | 1.1            | 6,807            | 9,965                     | 16,772           | 1.1            |
| Pinot Gris                       | 115,465          | 40,323                    | 155,788          | 10.5           | 123,014          | 31,624                    | 154,638          | 10.4           |
| Pinot Noir                       | 308,977          | 281,858                   | 590,835          | 39.7           | 346,221          | 276,569                   | 622,790          | 41.8           |
| Sauvignon Blanc                  | 2,753            | 1,575                     | 4,328            | 0.3            | 2,447            | 2,457                     | 4,904            | 0.3            |
| Semillon                         | 180              | 3,330                     | 3,510            | 0.2            | 642              | 693                       | 1,335            | 0.1            |
| Syrah                            | 1,577            | 914                       | 2,491            | 0.2            | 2,035            | 1,934                     | 3,969            | 0.3            |
| White Riesling                   | 25,886           | 15,130                    | 41,016           | 2.8            | 14,516           | 13,246                    | 27,762           | 1.9            |
| Zinfandel                        | 5,987            | 5,891                     | 11,878           | 0.8            | 1,683            | 4,458                     | 6,141            | 0.4            |
| Other red varietals              | 13,533           | 15,898                    | 29,431           | 2.0            | 15,128           | 18,172                    | 33,300           | 2.2            |
| Other white varietals            | 13,368           | 6,780                     | 20,148           | 1.4            | 14,998           | 5,874                     | 20,872           | 1.4            |
| Red blends                       | 2,794            | 5,571                     | 8,365            | 0.6            | 4,848            | 2,443                     | 7,291            | 0.5            |
| White blends                     | 1,173            | 1,087                     | 2,260            | 0.2            | 1,737            | 937                       | 2,674            | 0.2            |
| Blush blends                     | 1,733            | 240                       | 1,973            | 0.1            | 2,133            | 699                       | 2,832            | 0.2            |
| Other still wines <sup>3/</sup>  | 13,583           | 26,951                    | 40,534           | 2.7            | 21,424           | 21,864                    | 43,288           | 2.9            |
| All sparkling wines              | 17,266           | 55,816                    | 73,082           | 4.9            | 14,874           | 49,822                    | 64,696           | 4.3            |
| <b>Total</b>                     | <b>733,803</b>   | <b>751,259</b>            | <b>1,485,062</b> | <b>100.0</b>   | <b>776,502</b>   | <b>714,243</b>            | <b>1,490,745</b> | <b>100.0</b>   |
| Equivalent gallons <sup>4/</sup> | <i>Gallons</i>   | <i>Gallons</i>            | <i>Gallons</i>   |                | <i>Gallons</i>   | <i>Gallons</i>            | <i>Gallons</i>   |                |
| <b>Total</b>                     | <b>1,746,451</b> | <b>1,787,996</b>          | <b>3,534,448</b> | <b>--</b>      | <b>1,848,075</b> | <b>1,699,898</b>          | <b>3,547,973</b> | <b>--</b>      |

<sup>1/</sup> Includes estimates for incomplete responses. <sup>2/</sup> Includes bonded and tax-paid inventory, regardless of location within Oregon, owned by wineries.

<sup>3/</sup> Includes fruit and berry wines. <sup>4/</sup> Equivalent gallons equals cases times 2.38 gallons per case.

**Wineries: Sales, by variety and wine type, Oregon, 2000 - 2001** <sup>1/</sup>

| Variety and wine type        | 2000           |                | 2001             |                |
|------------------------------|----------------|----------------|------------------|----------------|
|                              | Sales          | Share of total | Sales            | Share of total |
| Still wines:                 | Cases          | Percent        | Cases            | Percent        |
| Cabernet Franc <sup>2/</sup> | --             | --             | 3,484            | 0.3            |
| Cabernet Sauvignon           | 16,667         | 1.7            | 19,308           | 1.8            |
| Chardonnay                   | 172,205        | 17.4           | 181,477          | 16.8           |
| Gewurztraminer               | 16,146         | 1.6            | 21,074           | 1.9            |
| Merlot                       | 33,090         | 3.3            | 37,784           | 3.5            |
| Muller Thurgau               | 15,981         | 1.6            | 34,031           | 3.1            |
| Pinot Blanc                  | 13,626         | 1.4            | 12,377           | 1.1            |
| Pinot Gris                   | 154,291        | 15.6           | 144,067          | 13.3           |
| Pinot Noir                   | 352,789        | 35.5           | 427,848          | 39.6           |
| Sauvignon Blanc              | 3,517          | 0.4            | 3,939            | 0.4            |
| Semillon                     | 1,164          | 0.1            | 795              | 0.1            |
| Syrah                        | 2,280          | 0.2            | 2,684            | 0.2            |
| White Riesling               | 101,625        | 10.3           | 90,749           | 8.4            |
| Zinfandel                    | 4,985          | 0.5            | 2,807            | 0.3            |
| Red Blends                   | 15,076         | 1.5            | 22,990           | 2.1            |
| White Blends                 | 12,223         | 1.2            | 23,433           | 2.2            |
| Blush Blends                 | 10,474         | 1.1            | 8,832            | 0.8            |
| Other still wines            | 46,359         | 4.7            | 28,279           | 2.6            |
| All sparkling wine           | 19,272         | 1.9            | 16,100           | 1.5            |
| <b>Total</b>                 | <b>991,770</b> | <b>100.0</b>   | <b>1,082,058</b> | <b>100.0</b>   |

<sup>1/</sup> Includes estimates for incomplete responses. <sup>2/</sup> Included in "All others" prior to 2001.



**Wineries: Sales, by destination, variety and wine type, Oregon, 2001 and 2000 totals <sup>1/</sup>**

| Variety and wine type | Oregon         | Washington    | Other U.S.     | Canada        | Asia          | Australia <sup>2/</sup> | Other Europe  | UK and France | Other export | All grape wine sales |
|-----------------------|----------------|---------------|----------------|---------------|---------------|-------------------------|---------------|---------------|--------------|----------------------|
|                       | Cases          | Cases         | Cases          | Cases         | Cases         | Cases                   | Cases         | Cases         | Cases        | Cases                |
| Cabernet Franc        | 2,995          | 38            | 451            | --            | --            | --                      | --            | --            | --           | 3,484                |
| Cabernet Sauvignon    | 15,331         | 531           | 3,446          | --            | --            | --                      | --            | --            | --           | 19,308               |
| Chardonnay            | 98,965         | 12,739        | 63,857         | 2,797         | 175           | 50                      | 2,355         | 118           | 421          | 181,477              |
| Gewurztraminer        | 15,407         | 1,092         | 4,497          | 71            | --            | --                      | --            | --            | 7            | 21,074               |
| Merlot                | 17,950         | 2,599         | 17,235         | --            | --            | --                      | --            | --            | --           | 37,784               |
| Muller Thurgau        | 22,558         | 3,895         | 7,548          | --            | <sup>3/</sup> | --                      | <sup>3/</sup> | --            | 30           | 34,031               |
| Pinot Blanc           | 8,306          | 921           | 3,072          | 78            | --            | --                      | --            | --            | --           | 12,377               |
| Pinot Gris            | 85,921         | 9,990         | 44,722         | 1,797         | 230           | --                      | 1,330         | 68            | 9            | 144,067              |
| Pinot Noir            | 189,647        | 31,173        | 171,813        | 17,315        | 1,054         | 193                     | 13,168        | 3,288         | 198          | 427,849              |
| Sauvignon Blanc       | 3,370          | 123           | 334            | 112           | --            | --                      | --            | --            | --           | 3,939                |
| Semillon              | 720            | --            | 75             | --            | --            | --                      | --            | --            | --           | 795                  |
| Syrah                 | 2,143          | 49            | 492            | --            | --            | --                      | --            | --            | --           | 2,684                |
| White Riesling        | 57,412         | 3,967         | 29,333         | <sup>3/</sup> | --            | <sup>3/</sup>           | --            | --            | 36           | 90,748               |
| Zinfandel             | 2,205          | 210           | 392            | --            | --            | --                      | --            | --            | --           | 2,807                |
| Red Blends            | 16,915         | 659           | 5,384          | --            | --            | --                      | --            | <sup>3/</sup> | 32           | 22,990               |
| White Blends          | 9,305          | 635           | 3,734          | --            | 9,659         | --                      | --            | <sup>3/</sup> | 100          | 23,433               |
| Blush Blends          | 6,582          | 213           | 2,037          | --            | --            | --                      | --            | --            | --           | 8,832                |
| All other Still Wine  | 24,141         | 1,883         | 2,245          | <sup>3/</sup> | --            | --                      | --            | <sup>3/</sup> | 10           | 28,279               |
| All Sparkling Wine    | 8,092          | 1,241         | 6,068          | 669           | --            | <sup>3/</sup>           | <sup>3/</sup> | --            | 30           | 16,100               |
| <b>Total, 2001</b>    | <b>587,965</b> | <b>71,958</b> | <b>366,735</b> | <b>22,839</b> | <b>11,118</b> | <b>243</b>              | <b>16,853</b> | <b>3,474</b>  | <b>873</b>   | <b>1,082,058</b>     |
| <b>Total, 2000</b>    | <b>535,022</b> | <b>58,465</b> | <b>380,605</b> | <b>8,487</b>  | <b>3,192</b>  | <b>--</b>               | <b>3,819</b>  | <b>1,302</b>  | <b>878</b>   | <b>991,770</b>       |

<sup>1/</sup> Includes estimates for incomplete responses. <sup>2/</sup> Included in "Other export" prior to 2001. <sup>3/</sup> Included in other export to avoid disclosure.

### Non-Grape Wine Summary

Wineries produced 35,690 gallons of non-grape wine, 1,870 more gallons than 2000 (not including hard apple cider). Blackberries were the leading fruit used to produce wine followed by: raspberries, peaches, cranberries, loganberries, rhubarb, plums, currants, pears, and cherries. Less than 1,000 gallons of boysenberry and honey wine were produced. This summary includes estimates for incomplete responses.

Provided by:

Oregon Agricultural Statistics Service

Bruce Eklund, Deputy State Statistician  
 Laura Burgess, Agricultural Statistician  
 Ronald F. Kriesel, Assisting

Cooperating with:

Oregon Wine Growers Association  
 Oregon Department of Agriculture

Copies of this publication are available by contacting the Oregon Agricultural Statistics Service, 1220 SW 3<sup>rd</sup> Ave., Room 1735, Portland, Oregon 97204-2899, (503-326-2131 in Portland or 1-800-338-2157). For more details, please call Laura Burgess or see our Internet Home Page: <http://www.oda.state.or.us/oass/oass.html>